Dual Display, Multifunction Timer

XT246, XT346

72 x 72mm 96 x 96mm

Features :

- Single set point
- LED Indications: Relay ON, Seconds, Minutes, Hours
- 3 digits, 7 segment LED, Dual Display

Technical specifications

	XT246	XT346
Display specifications		
Display	3 digits, 7 segment LED, Dual display Height of Upper Display: 0.3785" Height of Lower Display: 0.2720"	
LED indication	Relay ON, Hr/ Min/ Sec	
Input specifications		
Accuracy	Setting: ±0.05 % of set time or 50msec ; Repeat: ±0.05%	
Start input	Gate/ Pulse (Programmable)	
Output specifications		
Contact rating	Relay: NO: 10A 250 VAC/ 24 VDC NO/ NC: 5A/ 5A 250 VAC/ 24 VDC	
Relay contact	2X SPDT	
Functional specifications		
Modes	ON delay, Interval, Cyclic ON first, Cyclic OFF first	
Time ranges	0 - 9.99sec, 0 - 99.9sec, 0 - 999sec, 0 - 9:59min: sec , 0 - 99.9min, 0 - 999min, 0 - 9:59hr: min , 0 - 99.9hr, 0 - 999hr	
Resolution	0.01sec	
Counting direction	Down	
Set point	1	
Time setting	By keys on front panel	
Reset	Front, Remote, On power interruption (programmable)	
Memory retention	Yes (selectable)	
Configuration lock	Yes	
Auxiliary supply specifications		
Supply voltage	85 to 270 VAC (50/ 60Hz) - 15% to 10% tolerance	
Power consumption	4VA max	
Environment specifications		
Temperature	Operating: 0 to 50°C (32 to 122°F) Storage: - 20 to 75°C (- 4 to 167°F)	
Humidity (non - condensing)	95% RH	
Mechanical specifications		
Mounting	Panel mount	
Weight	180 gms	240 gms

Terminal connections

XT246

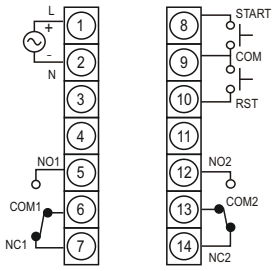

XT346

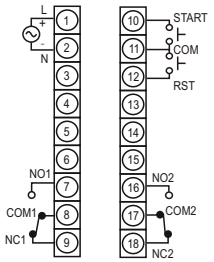

Dimensions (All are in mm)

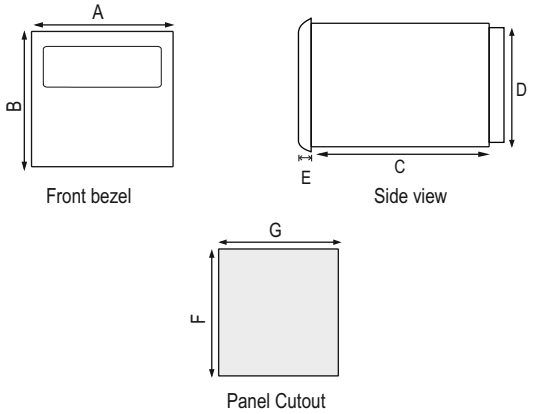

MODELS / DIM	A	B	C	D	E	F	G
XT246	72	72	83.7	67	10	69	69
XT346	96	96	73	90.5	10	92	92

Timing diagram

1. On delay, Interval modes:

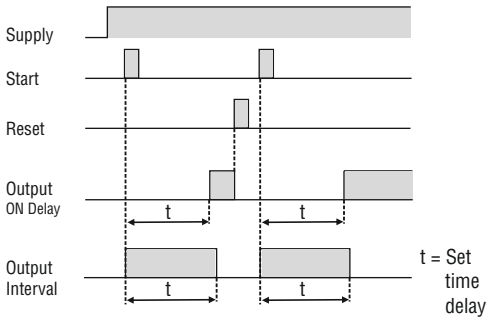

2. Cyclic ON first, Cyclic OFF first modes:

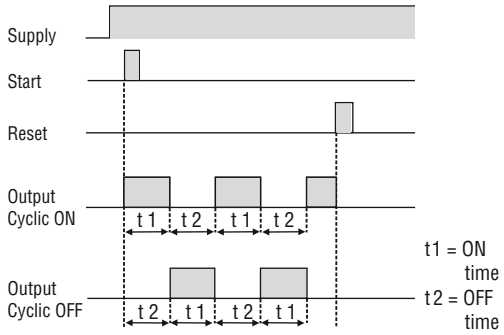

3. Typical application of Continuous start and reset in On delay mode:

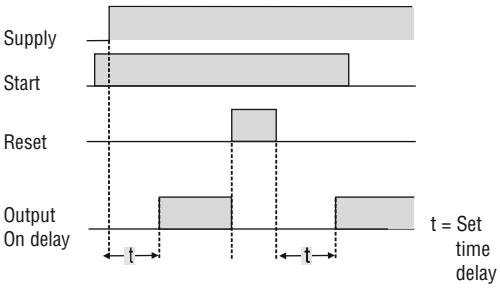

4. Typical application of Gate start

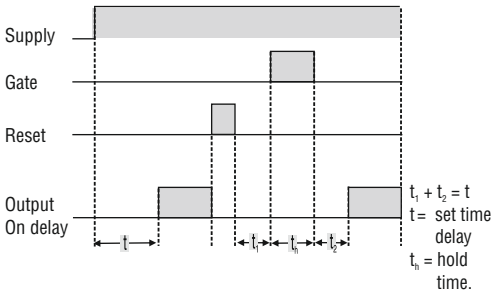

Ordering information

Product code	Supply voltage	Certification
XT246	85 to 270 VAC	- - -
XT246-24V	24 VDC	- - -
XT346	85 to 270 VAC	- - -