



DIN 22.5mm

Features :

- Star Delta
- 2 Time Ranges
- LED Indications : Star Relay ON, Delta Relay ON

Certification :

Display Specifications

LED Indications	Star Relay ON, Delta Relay ON
-----------------	-------------------------------

Input Specifications

Accuracy	Setting : $\pm 5\%$ of F.S. Repeat : $\pm 0.5\%$ or 50msec (F.S. = Full Scale)
----------	---

Output Specifications

Relay Contact	1 C/O Relay each for Star & Delta
Contact Rating	5A @ 250V AC

Functional Specifications

Modes	Star - Delta
Time Ranges	Runup time range : 30 / 60sec Change Over : 50 / 100msec (user selectable via DIP switches)
Reset	On power interruption Reset time < 100msec

Auxiliary Supply Specifications

Supply Voltage	230V AC / 110V AC / 230 to 450V AC (50 / 60Hz) -15% to 10% tolerance
Power Consumption	10VA max

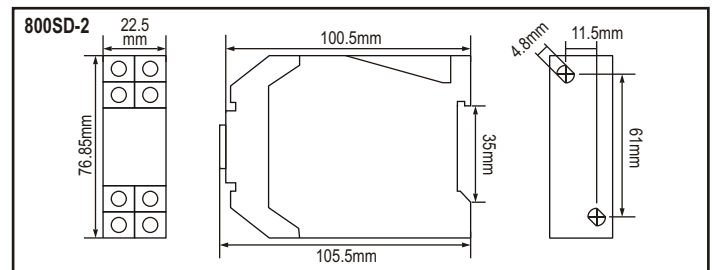
Environmental Specifications

Temperature	Operating : 0 to 50°C (32 to 122°F) Storage : -20 to 75°C (-4 to 167°F)
Humidity (non - condensing)	95% RH

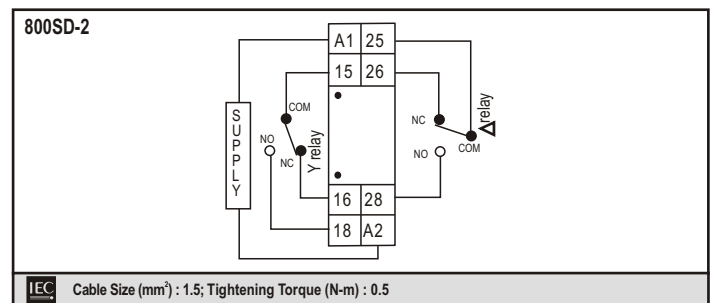
Mechanical Specifications

Mounting	DIN Rail Mount
Weight	115gms

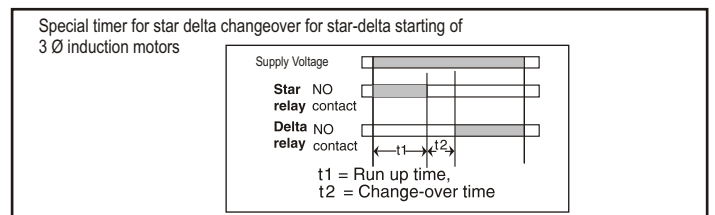
Dimensions



Terminal Connections



Timing Diagram



Compliance

Applicable EMI / EMC Standards		
Product Standard		
Category	Reference Standards	Testing Level
Electrostatic Discharge	IEC 61000-4-2	Level-3
Electrical Fast Transient / Burst	IEC 61000-4-4	Level-3
Electromagnetic Field	IEC 61000-4-3	Level-3
Surge	IEC 61000-4-5	Level-3
Conducted RF	IEC 61000-4-6	Level-2
Rated Power Frequency	IEC 61000-4-8	Level-4
Voltage Dip / Short Interruptions	IEC 61000-4-11	Level-3
Conducted Emissions	CISPR-11	Class-B
Rated Emissions	CISPR-22	Class-A
Emission & Immunity	IEC 61326-1	
Safety	IEC 61010-1	
PFMF (Passing criteria)	IEC 61000-4-8	Class A

Ordering Information

Product Code	Supply Voltage	Certification
800SD-2-230V	230V AC	-
800SD-2-230V-CE	230V AC	CE
800SD-2-110V	110V AC	-
800SD-2-415V	230 to 450V AC	-