



DIN 17.5mm

### Features :

- 3Ø - 3 Wire Input
- Monitors Phase Sequence, Phase Failure, Phase Asymmetry
- LED Indication : Relay ON
- Slim, Space Saving Design
- DIN Rail Mount

Certification : 

### Display Specifications

Type	Analog
No. of LED	1

### LED Indication Chart

Condition	'R' LED
Nominal Condition	ON
Fault Condition	OFF

### Input Specifications

Accuracy	±3% of F.S. (F.S. = Full Scale)
Reset	Auto reset on removal of fault condition

### Output Specifications

Relay Contact	1 C/O (SPDT)
Relay Rating	NO / 5A, NC / 3A@250V AC

### Auxiliary Supply Specifications

Operating Voltage	154 to 500V AC (L - L)
Power Consumption	20VA max

### Functional Specifications

Phase Failure Trip	3 Phase voltage <154V AC (L - L)
Phase Asymmetry	30V fixed
Phase Sequence	Yes
Hysteresis	6V
Trip Accuracy	±10V
Response Time	200 msec max
Power On Delay	200 msec

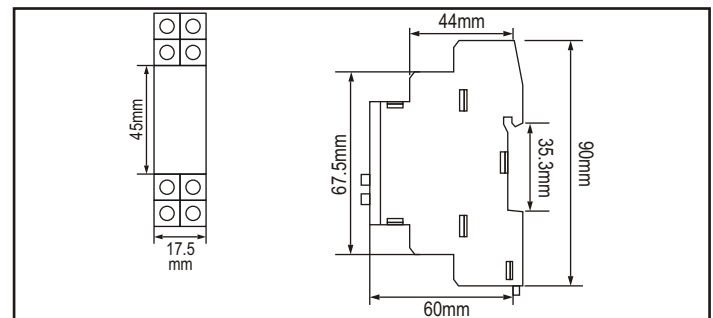
### Environmental Specifications

Temperature	Operating Temperature : 0° to 50°C Storage Temperature : -20° to 75°C
Humidity (non-condensing)	95% RH
Pollution Degree	
For PCB	2
For Product	3
Degree of Protection Devices	IP20

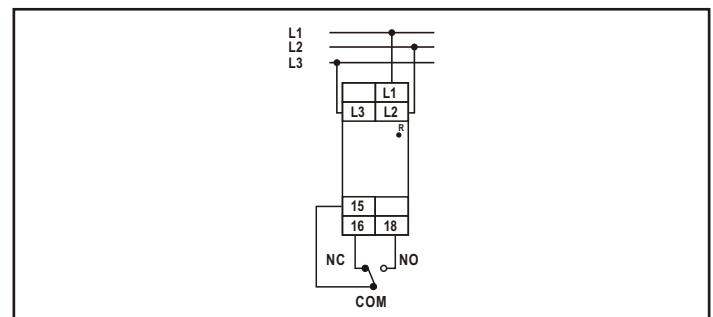
### Mechanical Specifications

Mounting	DIN Rail
Weight	62gms
Screw Tightening Torque	0.6 NM

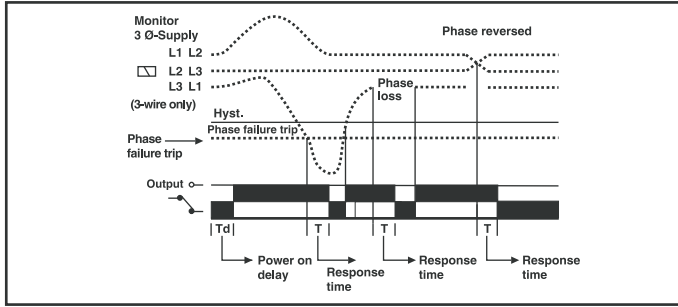
### Dimensions



### Terminal Connection



Timing Diagram



Ordering Information

Product code	Operating Range	Certification
600PSR-CE	154 to 500V AC	CE

Compliance

Applicable EMI / EMC Standards		
Product Standard : IEC 61326-1		
Category	Reference Standards	Testing Level
Electrostatic Discharge	IEC 61000-4-2	Level-3
Electrical Fast Transient / Brust	IEC 61000-4-4	Level-3
Electromagnetic Field	IEC 61000-4-3	Level-3
Surge	IEC 61000-4-5	Level-3
Conducted RF	IEC 61000-4-6	Level-2
Rated Power Frequency	IEC 61000-4-8	Level-4
Voltage Dip / Short Interruptions	IEC 61000-4-11	Level-3
Conducted Emissions	CISPR-11	Class-B
Radiated Emissions	CISPR-22	Class-A
Emission & Immunity	IEC 61326-1	
Safety	IEC 61010-1	