



DIN 17.5mm

Features :

- ON delay / Interval
- 8 Time ranges
- Dual supply voltage
- LED indications : Power ON, Relay ON
- Finger safe terminals

Display specifications

LED indications	Power ON, Relay ON
-----------------	--------------------

Input specifications

Accuracy	Setting : $\pm 5\%$ of F.S. Repeat : $\pm 0.5\%$ or 50msec (F.S. = Full scale) Pause time : $\pm 5\%$ or ± 5 msec
----------	---

Output specifications

Relay contact	1 C/O SPDT
Contact rating	5A @ 250V AC or 24V DC

Functional specifications

Modes	ON delay / Interval
Time ranges	0 - 3sec / min 0 - 10sec / min 0 - 30sec / min 0 - 60sec / min
Resolution	0.3sec
Reset	On power interruption Reset time <100 msec

Auxiliary supply specifications

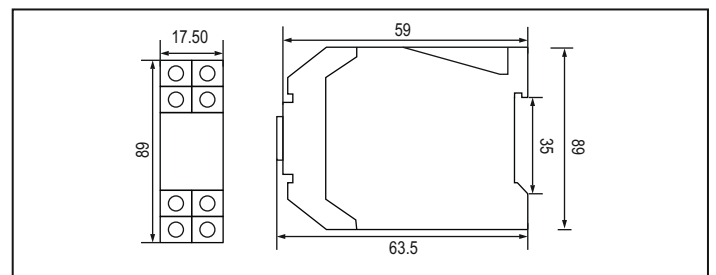
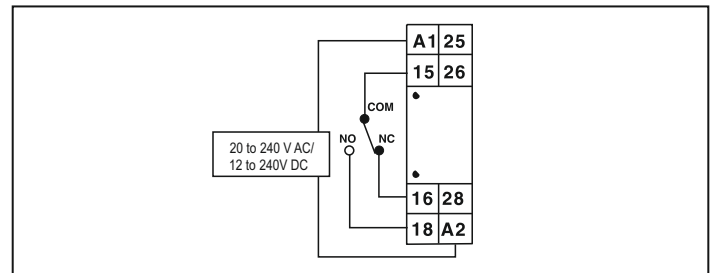
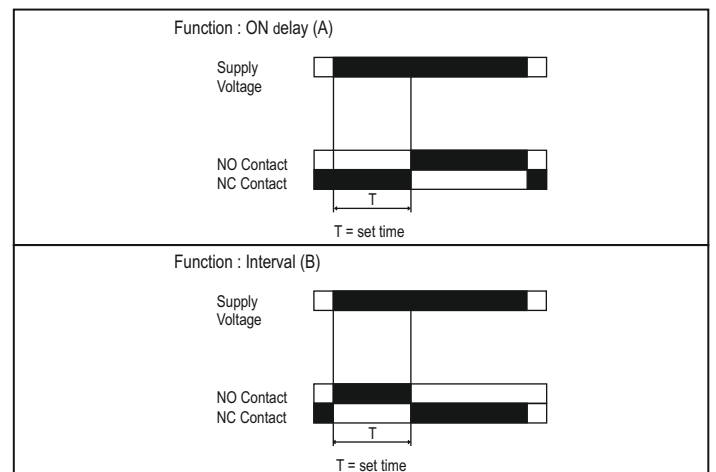
Supply voltage	20V to 240VAC, 12V to 240 VDC
Power consumption	6VA max

Environmental specifications

Temperature	Operating : 0 to 50°C (32 to 122°F) Storage : -20 to 75°C (-4 to 167°F)
Humidity (non - condensing)	95% RH

Mechanical specifications

Mounting	DIN rail
Weight	115 gms

Dimensions (All are in mm)**Terminal connections****Timing diagram****Ordering information**

Product code	Supply voltage	Certification
642XA	20 to 240V AC 12 to 240V DC	---