




DIN 35mm

Features :

- 1Ø - 2 Wire, 3Ø - 3 Wire & 3Ø - 4 Wire Input
- Leakage Current Monitoring
- True RMS Measurement
- CBCT Connection Monitoring
- Power ON Delay, Trip Time Delay and Recovery Time Delay
- Adjustable Switching Hysteresis
- Two Separate Alarm Relays with NO or NC Operation Selectable
- Test and Reset Function via Front / Remote
- DIN Rail Mount

Certification : 

Display Specifications

Type	Digital
Display	Liquid Crystal Display with Backlight
No. of LED	2
No. of Push Button	3

LED Indication Chart

Condition	'R1' LED	'R2' LED
Nominal Condition	OFF	OFF
Fault (If programmed for Relay1)	ON	ON
Pre-Alarm	OFF	ON
Fault (If programmed for both Relay)	ON	ON
CBCT Error	Blinking	Blinking

Input Specifications

Functions	
Measurements	Earth Leakage Current Monitoring (via external CBCT)
Time Settings	Power ON delay, Trip time delay, Recovery timer delay
Alarm Indications	Pre - warning alarm, Trip, CBCT error
Latching	Selectable
Reset	Auto / Manual (Selectable)
Electrical Connection	1Ø - 2 wire, 3Ø - 3 wire, 3Ø - 4 wire
Trip Settings	
Leakage Current	30mA - 30A
Pre Alarm	50 - 100% of Leakage Current Setting
Display Current Range	15mA - 30A
Trip Time Settings	
Power ON Delay	0.5 - 99.9sec
Trip Time Delay	0 - 99.9sec
Recovery Time Delay	0 - 99.9sec
Response Time	< 30ms (If trip current 5 x set value) < 50ms (If trip current 1 x set value)
Hysteresis	
Hysteresis	5 to 40%
Resolution	
Current	0.1mA, 1mA, 0.01A, 0.1A (Depends on trip Setting)

Accuracy

Current	±5% of Setting
Time (Recovery Time Delay, Trip Time Delay, Power ON Delay)	±5% of Setting ±100ms

Output Specifications

No. of Relays	2
Type of Output (Relay1)	1 C/O (SPDT)
Type of Output (Relay2)	1 C/O (SPDT)
Relay Rating	NO / 5A@250V AC NC / 3A@250V AC

Auxiliary Supply Specifications

Supply Voltage	230V AC
Frequency	50 - 60Hz
Power Consumption	3VA max

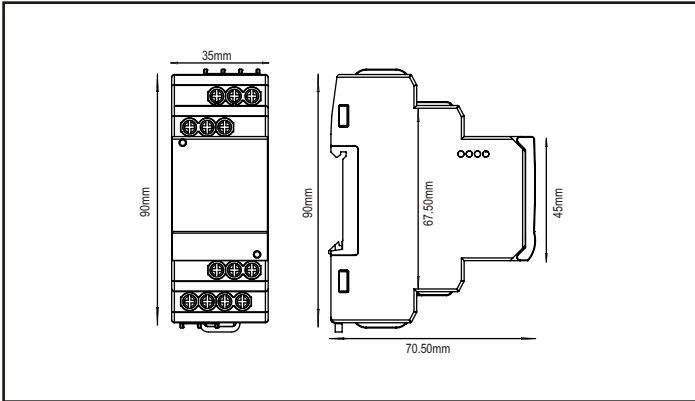
Environmental Specifications

Temperature	Operating Temperature : 0° to +50° Storage Temperature : -20° to +70°
Humidity (non-condensing)	95% RH
Pollution Degree	
For PCB	2
For Product	3
Degree of Protection Devices	IP20

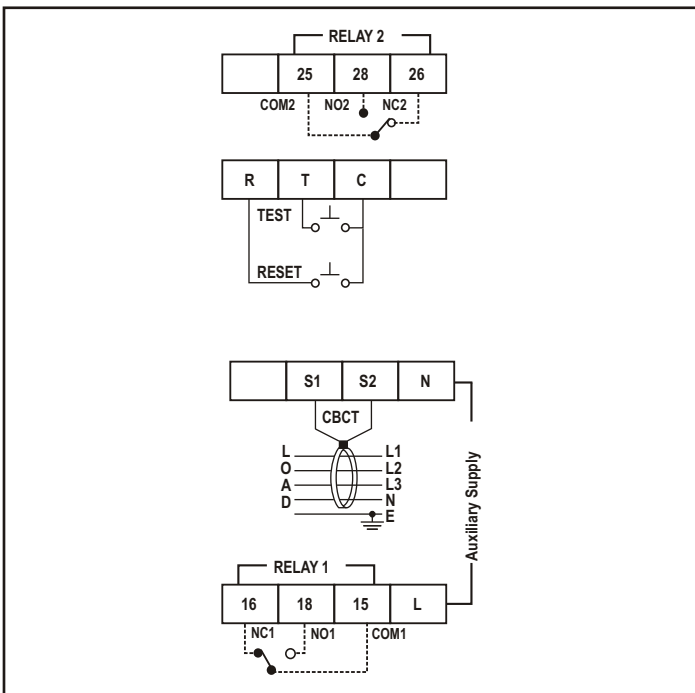
Mechanical Specifications

Mounting	DIN Rail
Weight	217gms
Screw Tightening Torque	0.5 NM

Dimensions



Terminal Connection



Compliance

Applicable EMI / EMC Standards		
Product Standard : IEC 60947-2		
Category	Reference Standards	Testing Level
Conducted Emissions	IEC 61000-6-3	Class-A
Conducted RF Immunity	IEC 61000-4-6	Class-A
Electrical Fast Transient	IEC 61000-4-4	Class-B
Electrostatic Discharge	IEC 61000-4-2	Class-B
Radiated Emission	CISPR-22	Class-A
Radiated Susceptibility	IEC 61000-4-3	Class-A
Surge	IEC 61000-4-5	Class-B
High Voltage Test	IEC 61010-1	Clause 6.8
Resistance To Heat Test	IEC 61010-1	Clause 10.5
Single Fault Test	IEC 61010-1	Clause 4.4
Temperature Rise Test	IEC 61010-1	Clause 10

Ordering Information

Product Code	Supply Voltage	Certification
900ELR-2-230V-CE	230V AC	CE

Accessories

Product Code	Inner Diameter	Turns Ratio
CBCT-35-1	35mm	1000:1
CBCT-70-1	70mm	1000:1
CBCT-120-1	120mm	1000:1
CBCT-210-1	210mm	1000:1
CBCT-310-1	310mm	1000:1