

PRELIMINARY  
DATASHEET

DIN 17.5mm

**Features :**

- Din Rail & Wall Mount
- 3Ø - 3 Wire Input
- Monitor, Phase Failure(below 280V), Phase Sequence, Phase Asymmetry
- Space Saving design

**Display Specifications**

No of LED	2
LED Indication	Healthy, Phase Sequence, Phase Asymmetry, Phase Failure

**LED Indication Chart**

Conditions	'ON' LED	'R' LED
Healthy	ON	ON
Phase Sequence	ON	3sec Blinking
Phase Asymmetry	ON	OFF
Phase Failure	1sec Blinking	ON

**Relay Status**

Conditions	Relay Position
Power ON Delay	COM (15) - NC (16)
Nominal Condition	COM (15) - NO (18)
Fault Condition	COM (15) - NC (16)

**Input Specifications**

Functional	
Voltage Accuracy	±1% of full scale
Reset	Auto reset on removal of fault condition
Phase Failure	Present
Phase Sequence	Present
Phase Asymmetry	30V
Trip Delay	
Power On Delay	<500msec
Trip Time	<400msec
Recovery Time	<400msec
Hysteresis	6V

**Output Specifications**

Relay Contact Rating	NO : 5A@250V AC / 30VDC (Resistive) NC : 3A@250V AC / 30VDC (Resistive)
----------------------	--

**Auxiliary Supply Specifications**

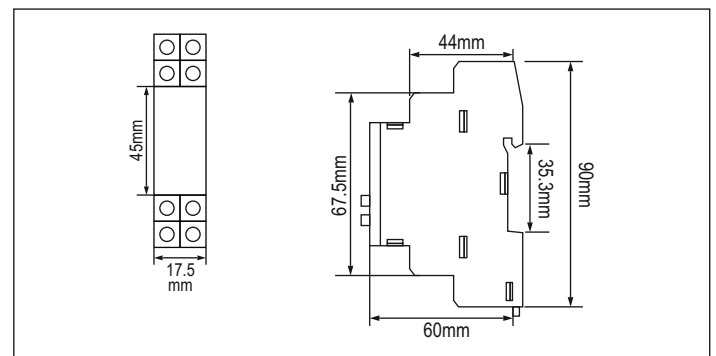
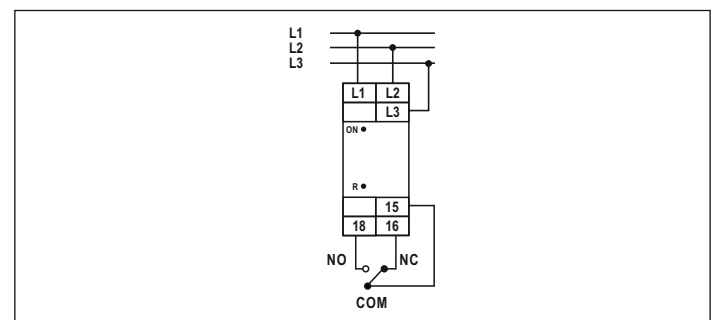
Operating Voltage	280 to 520V AC (L-L)
-------------------	----------------------

**Environmental Specifications**

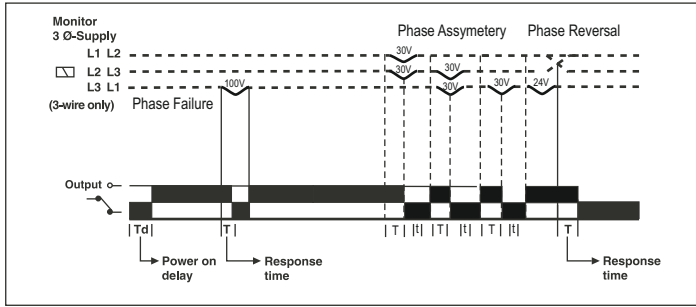
Operating Temperature	0°C to 50°C
Storage Temperature	-20°C to 70°C
Humidity (non-condensing)	95% (RH)

**Mechanical Specifications**

Mounting	DIN Rail, Wall Mount
Weight	80 gms
Screw Tightening	0.5NM

**Dimensions****Terminal Connections**

Timing Diagram



Ordering Information

Product Code	Supply Voltage	Certification
642PSR	280 to 520V AC	—