




Features:

- 4 Digit, 7 segment LED Display
- True RMS Measurement
- For 1 Phase 2 Wire Electrical Network
- CT Primary Programmable upto 4000A

Certifications:  

Display Specifications

Display	7 segment LED Display
Digits	4
Digit Height	0.56" (14.2mm)
Display Range	0 - 4960A

Mechanical Specifications

Mounting	Panel mount
Weight	170 gms

Input Specifications

Electrical Connection	1 Ø-2 wire
Input Current Range	50mA - 5A AC
Continuous Max. Input Current	6.2A AC
Overrange Indication	"Or" for input > 6.2AAC
Frequency Range	50 - 60Hz
Resolution	0.001, 0.01, 0.1, 1A (Depending upon CT primary)
Accuracy	±0.5% of F.S (CT primary / shunt setting)
Input Burden	0.5 VA @ 5A AC
Sampling Rate	3 samples / second
Dielectric withstand Voltage	2kV AC between auxiliary supply & measuring input
Rated Impulse withstand Voltage	3.5kV (1.2/50µs)

Compliance

Applicable EMI / EMC Standards		
Product Standard : IEC 61326-1		
Category		Standards Compliance
ESD Immunity	IEC 61000-4-2	Level IV (Air discharge : 15kV), (Contact Discharge : -8kV)
Surge Immunity	IEC 61000-4-5	+/- 2kV common mode, (Line to ground) +/- 1kV differential mode, (Line to Line)
Radiated Susceptibility	IEC 61000-4-3	Level III, 80 to 1000MHz (10V/m) Level II, 1.4GHz to 2GHz (3V/m) Level I, 2GHz to 2.7GHz (1V/m)
Conducted Susceptibility	IEC 61000-4-6	Level II (3V/m)
Voltage Dips and Interruptions	IEC 61000-4-11	Dips : 0% residual voltage / 1 cycle (Criteria B), 40% residual voltage / 10 cycles 50Hz / 12 cycles 60Hz (Criteria C) 70% residual voltage / 25 cycles 50Hz / 30 cycles 60Hz (Criteria C) Interruptions : 0% residual voltage / 250 cycles 50Hz / 300 cycles 60Hz (Criteria C)
Conducted Emission	CISPR-11	
Radiated Emission	CISPR-11	
Electrical Fast Transient	IEC 61000-4-4	Level III (2kV)

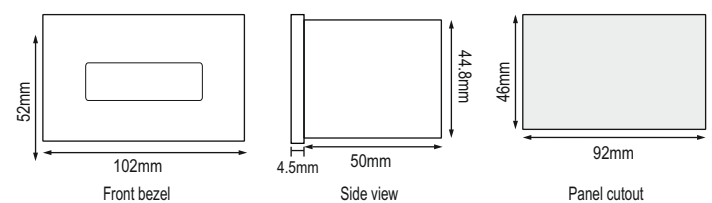
Auxiliary Supply Specifications

Auxiliary Supply	AC: 240V AC ±20%, (50 / 60Hz) 110V AC ±20%, (60Hz)
Supply Frequency	50 / 60Hz
Power Consumption	5VA max @ 240V AC

Settable Parameters

CT Primary Setting	5, 10, 20, 30, 40, 50, 60, 75, 80, 100, 150, 200, 250, 300, 400, 500, 600, 800, 1000, 1200, 1500, 1600, 2000, 2500, 3000, 4000
CT Secondary Setting	5A Fixed

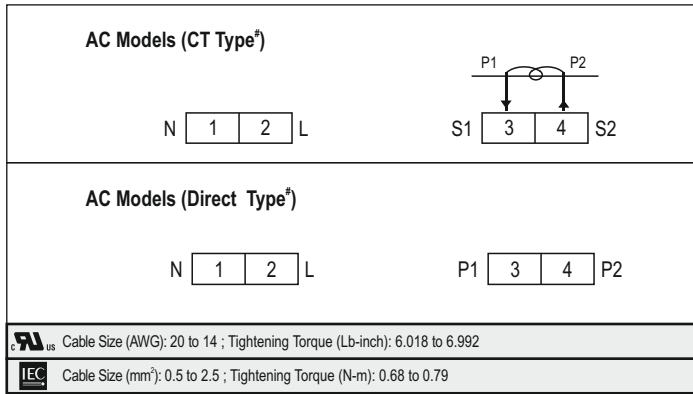
Dimensions



Environmental Specifications

Temperature	Operating: -10 to +55°C (14 to 131°F) Storage: -20 to +75°C (-4 to 167°F)
Humidity (non-condensing)	Upto 95% RH

Terminal Connections



***NOTE**

- 1) **CT Type:** There is an internal CT with CT setting. Above 5A(0-5A model) external CT is required.
- 2) **Direct Type:** Input is directly connected to the input of the unit.

Ordering Information

Product Code	Supply Voltage		Certification	
	240V AC	110V AC	CE	UL LISTED
MA12	■			
MA12-CE	■		■	
MA12-110V		■		
MA12-20A-AC	■			

Note:

- 1) **CT Type :** There is an internal CT with CT setting (5-4000A). For current input >5A, external CT is required.
- 2) **Direct Type :** Input is directly connected to the unit.