





72 x 72mm

Features:

- Analog style bargraph indication
- True RMS measurement
- CT primary programable up to 5000A
- For 3 phase 4 wire electrical connection
- Page selection using selector switch

Certifications:  

Display Specifications

Display	Single row, Liquid Crystal Display
Digits	4
Digit Height	0.56" (14.2mm)
Display Range	0 – 6200A
Bargraph	Analog style bargraph indication

Input Specifications

Electrical Connection	3Ø- 4 wire
Input Type	AC
Input Current Range	50mA - 5A
Continuous Max. Input Rating	6.2A
Overrange Indication	"Or" for input > 6.2A
Frequency	50 / 60Hz
Resolution	0.001, 0.01, 0.1, 1A (Depending upon CT Primary Setting)
Accuracy	±0.5% of CT Primary Setting
Burden	0.5 VA per phase at 5 A
Sampling Rate	3 samples / second
Dielectric withstand Voltage	2kV AC between auxiliary supply & measuring input
Rated Impulse withstand Voltage	2kV (1.2/50µS)

Auxiliary Supply Specifications

Auxiliary Supply	240V AC ±20%, (50 / 60Hz) 110V AC ±20%, (60Hz)
Power Consumption	12VA max

Settable Parameters

CT Primary Settings	5, 10, 15, 20, 25, 30, 40, 50, 60, 75, 80, 100, 125, 150, 175, 200, 250, 300, 400, 500, 600, 630, 750, 800, 1000, 1200, 1500, 1600, 2000, 2250, 2500, 3000, 3200, 4000, 5000.
CT Secondary Settings	5A Fixed

Environmental Specifications

Temperature	Operating: -10 to +55°C (14 to 131°F) Storage: -20 to +75°C (-4 to 167°F)
Humidity (non-condensing)	Upto 95% RH

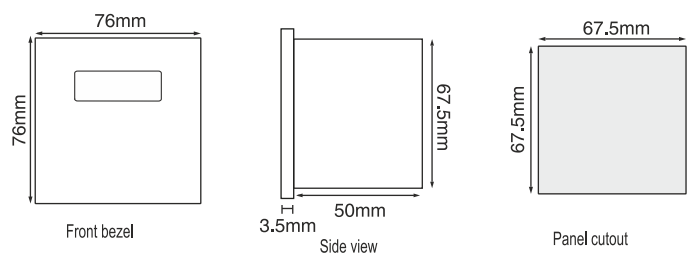
Mechanical Specifications

Mounting	Panel mount
Weight	163 gms

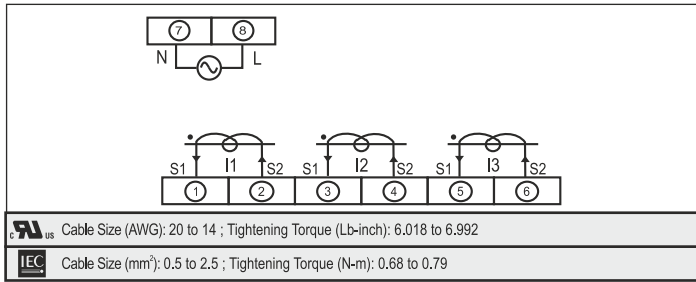
Compliance

Applicable EMI / EMC Standards		
Product Standard : IEC 61326-1		
Category		Standards Compliance
ESD Immunity	IEC 61000-4-2	Level IV (Air discharge : 15kV), (Contact Discharge : -8kV)
Surge Immunity	IEC 61000-4-5	+/- 2kV common mode, (Line to ground) +/- 1kV differential mode, (Line to Line)
Radiated Susceptibility	IEC 61000-4-3	Level III, 80 to 1000MHz (10V/m) Level II, 1.4GHz to 2GHz (3V/m) Level I, 2GHz to 2.7GHz (1V/m)
Conducted Susceptibility	IEC 61000-4-6	Level II (3V/m)
Voltage Dips and Interruptions	IEC 61000-4-11	Dips : 0% residual voltage / 1 cycle (Criteria B), 40% residual voltage / 10 cycles 50Hz / 12 cycles 60Hz (Criteria C) 70% residual voltage / 25 cycles 50Hz / 30 cycles 60Hz (Criteria C) Interruptions : 0% residual voltage / 250 cycles 50Hz / 300 cycles 60Hz (Criteria C)
Conducted Emission	CISPR-11	
Radiated Emission	CISPR-11	
Electrical Fast Transient	IEC 61000-4-4	Level III (2kV)

Dimensions



Terminal Connections



Ordering Information

Part No.	Supply Voltage		Certification	
	110V AC	240V AC	CE	UL LISTED
MA2301		■		
MA2301-230V-CE		■	■	
MA2301-110V-CU	■		■	■

Note: CT Type-There is an internal CT with CT setting (5-5000A). For current input >5A, external CT is required.