



Features:

- 3Ø - 3 Wire Input
- Monitors, Phase Failure / Under Voltage, Phase Imbalance
- LED Indication: Relay ON
- Slim, Space Saving Design
- DIN Rail Mount

Size: DIN 17.5mm

Technical Specifications

Functional Specifications

Phase Failure Trip	3 Phase voltage <154V AC
Phase Imbalance	30V fixed
Hysteresis	6V
Trip Accuracy	±10V
Response Time	100 ms
Power On Delay	3s max.
Reset	Auto reset on removal of fault condition

Output Specifications

Output Contact	SPDT (1 C/O)
Contact Rating	NO/5A, NC/3A@250V AC

Supply Voltage

Nominal Input Voltage	415V AC (phase to phase)
Power Consumption	20VA max
Operating Voltage	154 to 500V AC

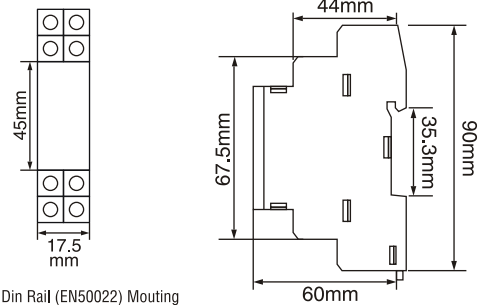
Environmental Specifications

Temperature	Operating: 0 to 50°C (32 to 122°F) Storage: -20 to 75°C (-4 to 167°F)
Humidity (non-condensing)	95% RH
Weight	62 gms
Protection Level	IP50 for faceplate IP40 for housing IP20 for terminals

LED Indication Chart

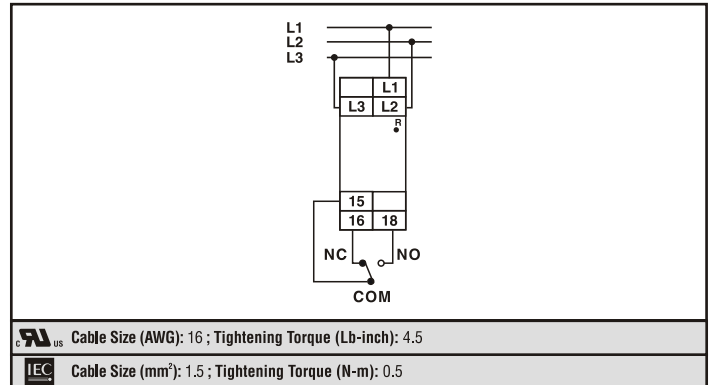
Supply	Relay LED
Nominal condition	ON
Phase Failure	OFF
Phase Imbalance	OFF

Dimensions

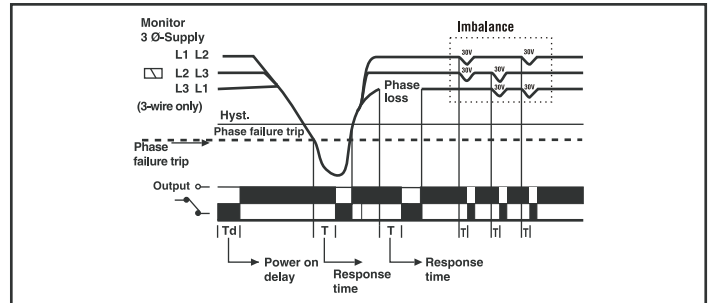


Symmetrical 35mm Din Rail (EN50022) Mounting

Terminal Connections



Timing Diagram



Ordering Information

Part No.	Supply Voltage
600SPP	3Ø/3W, 154 to 500V AC, P-P