



DIN 17.5mm

Features :

- 1Ø - 2 wire input
- Monitors under voltage, Over voltage
- Trip delay (T) : 0.25 to 20sec
- LED indication for Power ON, Fault
- Slim, Space saving design

Certification : **CE** | **RoHS**

Display specifications

Type	Analog
No. of LED	2
No. of knob	3

Input specifications

Accuracy (Trip voltage)	± 1% of Full scale
Reset	Auto reset on removal of fault condition

Output specifications

Output contact	SPDT (1 C/O)
Contact rating	NO/5A, NC/3A@250V AC

Auxiliary supply specifications

Nominal input voltage	230V AC
Power consumption	20VA max
Operating voltage	130 to 320V AC
Operating frequency	50/60 Hz

Functional specifications

Under voltage	130 to 210V AC (with disable option)
Over voltage	240 to 320V AC (with disable option)
Trip delay (T)	0.25 to 20sec
Power on delay	<400msec
Accuracy (Trip time)	±5% of Set value ±100msec
Voltage hysteresis	7V
Trip voltage	±1% of Full scale

LED indication chart

Supply	Power LED (PWR)	Fault LED (FLT)
Nominal condition	ON	OFF
Under voltage	ON	Blinking
Over voltage	ON	ON

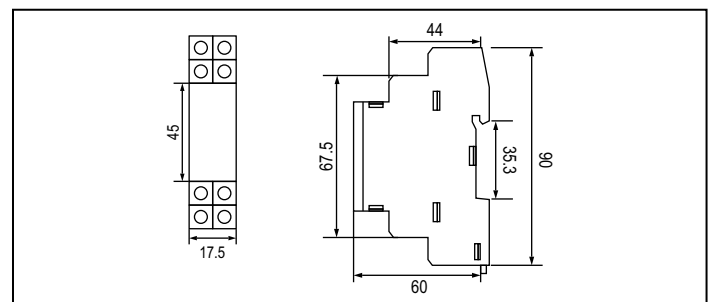
Environmental specifications

Temperature	Operating : 0 to 50°C (32 to 122°F) Storage : -20 to 75°C (-4 to 167°F)
Humidity (non-condensing)	Upto 95% RH
Pollution degree	
For PCB	2
For product	3
Degree of protection of device	IP20 for terminals IP50 for faceplate IP40 for housing

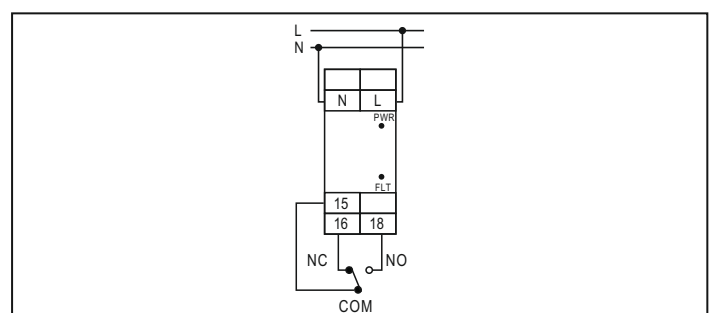
Mechanical specifications

Mounting	Din rail
Weight	62gms
Screw tightening	0.2 ~ 0.3NM
Conductor cross section (Solid)	1 x (0.75 to 2.5)sq.mm 2 x 0.5 to 2 x 1.5sq.mm
Conductor cross section fine	
Stranded with end sleeve	2 x (0.5 to 1.5)sq.mm 1 x (0.5 x 2.5)sq.mm

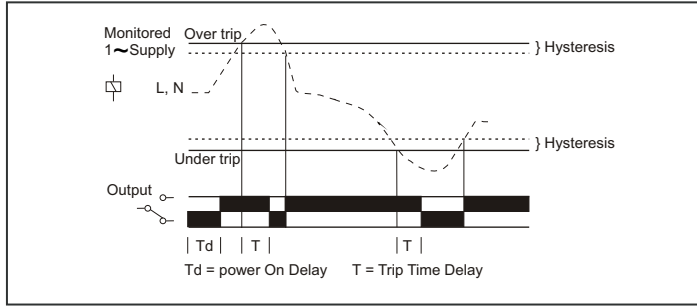
Dimensions (All are in mm)



Terminal connections



Timing diagram



Ordering information

Product code	Operating range	Certification
600VPR-1-130/320V-CE-RoHS	1Ø - 2W 130 to 320V AC (L-N)	CE RoHS

Compliance

Applicable EMI / EMC standards		
Product standard - IEC 60255-1/IEC60947-5-1		
Category	Reference standards	Testing Level
Electrostatic discharge	IEC 61000-4-2	Level-3
Electrical fast transient / Burst	IEC 61000-4-4	Level-4
Electromagnetic field	IEC 61000-4-3	Level-3
Surge	IEC 61000-4-5	Level-4
Conducted RF	IEC 61000-4-6	Level-2
Rated power frequency	IEC 61000-4-8	Level-4
Voltage dip / Short interruptions	IEC 61000-4-11	Level-3
Conducted emissions	CISPR-22	Class-A
Radiated emissions	CISPR-11	Class-A
Emission & Immunity	IEC 60255-26	
Safety	IEC 60255-27	