

OPERATING INSTRUCTIONS

XC10D



Specifications:

- **Display:** 6 digits, 0.5" height, red 7 seg LED.
- **Inputs:** 3 to 30VDC from Proximity switches, Encoders, Potential free contacts, Limit switches etc..
- **Input Speed:** 3Hz, 30 Hz, 1kHz.
- **Sensor Supply:** 12VDC @ 30mA (±10%).

- **Reset:**
 1. On front panel.
 2. Remote reset (via rear terminals).

- **Memory retention:** 10 years.
- **Supply voltage:** 90 to 270V AC/DC @ 50/ 60 Hz.
- **Temperature:** Operating: 0 - 50°C, Storage: -20 - 75°C.

- **Humidity:** 95% RH.
- **Housing:** Flame retardant plastic.
- **Weight:** approx. 325 gms.

Please maintain these instructions and review them prior to using the unit:

⚠ Warning:

1. This unit is panel mounted type with its output terminals connecting to the host equipment. Such equipment shall also comply with basic EMI/EMC and safety requirements like BSEN 61326-1 and BSEN 61010 respectively.
2. To avoid electric shock, power supply of the unit should be kept off while wiring. Wiring should be done strictly as per the terminal layout, given in the manual.
3. External fuse with a rating of 275VAC/1A is recommended.

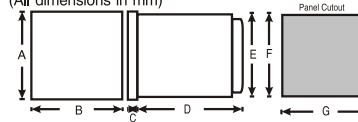
⚠ Caution:

1. This unit is not intended for outdoor use.
2. The power connection cable must have cross-section of atleast 1sq.mm and insulation capacity of atleast 1.5kV.

3. The output connens must not be loaded beyond the specified values/range.
4. Avoid inflow of dust and contact of conductive material with the internal circuitry of the unit.
5. The unit must not operate in presence of heating sources, caustic vapors, oil, steam, vibration or impact etc.
6. For cleaning use clean soft cloth, do not use any organic cleaning agent.

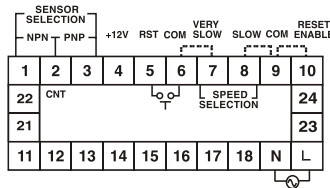
OVERALL DIMENSIONS :

(All dimensions in mm)



MODELS	A	B	C	D	E	F	G
XC10D	50	97.5	10	88	45	46	92

TERMINAL CONNECTIONS : XC10D

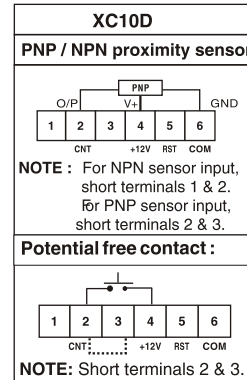


TERMINAL DESCRIPTION	XC10D
Short for input speeds up to 3Hz	6-7
Short for input speeds up to 30Hz.	8-9
Short for input speeds up to 1kHz	No Shorting
Short for PNP sensor selection	2-3

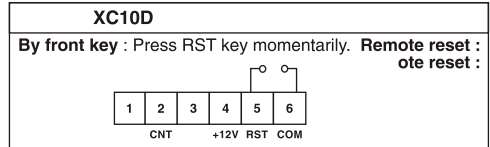
TERMINAL DESCRIPTION	XC10D
Short for NPN sensor /potential free contact selection	1-2
+12V sensor supply	4
Count input	2
COM	6
Reset input	5-6
Short to enable front panel reset	9-10
Live - Neutral	L-N

INPUT CONNECTIONS :

(Sensor color codes : - Red = +12V, Green = CNT, Blk = GND; Brown = +12V, Blk = CNT, Blue = GND)



Reset :



(Specifications subject to change as development is a continuous process.)

Selec Controls Pvt. Ltd., India

Factory Address : EL-27/1, Electronic Zone, TTC Industrial Area, MIDC, Mahape, Navi Mumbai - 400 710, INDIA.
Tel. No. : +91-22-28476443 / 1882
Fax No. : +91-22-28471733 | Toll free : 1800 227 353
Website: www.selec.com | Email: sales@selec.com

Disclaimer : *This product is strictly for industrial use and for sale in non European countries only*

Doc. name : OP INST XC10B/XC10D OP189-V03/d(Page 1 of 1)