



### Features :

- Supports 90 - 264 VAC / 127 - 370 VDC
- Efficiencies up to 89 %
- Protection against short circuit, overload, overvoltage & over temperature
- Cooling by free air convection
- UL 508 approved (E522848)

### Model Number Legend:

RPS120 -    - CU

1. Output Voltage: 12: 12 V  
15: 15 V  
24: 24 V  
48: 48 V

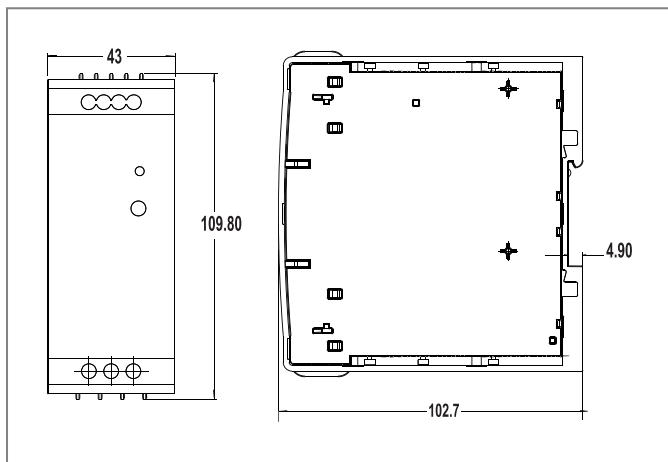
Certification :

### SPECIFICATIONS:

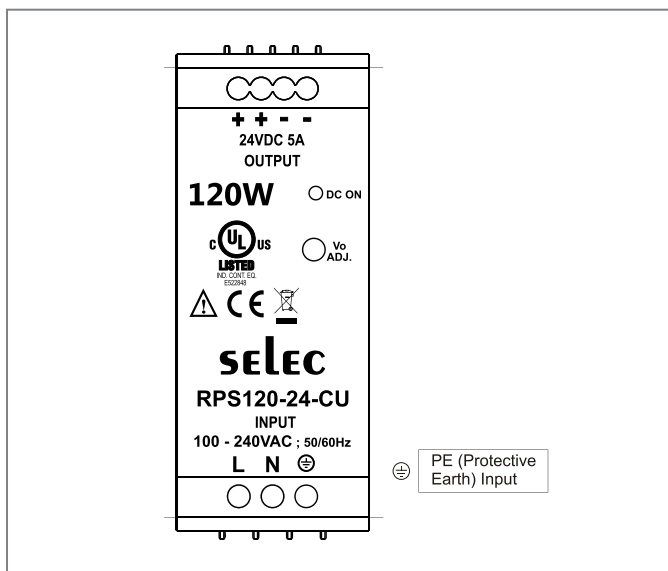
MODEL		RPS120-12-CU	RPS120-15-CU	RPS120-24-CU	RPS120-48-CU
OUTPUT	NOMINAL DC VOLTAGE	12 V	15 V	24 V	48 V
	RATED CURRENT	8 A	8 A	5 A	2.5 A
	CURRENT RANGE	0 - 8 A	0 - 8 A	0 - 5 A	0 - 2.5 A
	RATED POWER	96 W	120 W	120 W	120 W
	RIPPLE & NOISE (max)	<1% of Vout	<1% of Vout	<1% of Vout	<1% of Vout
	VOLTAGE ADJ. RANGE	12 to 14 V	15 to 17.5 V	24 to 28 V	48 to 56 V
	VOLTAGE TOLERANCE	± 1 %			
	LINE REGULATION	± 1 %			
	LOAD REGULATION	± 1 %			
	TURN ON TIME	< 1 sec @ 230 VAC & < 3 sec @ 115 VAC, Full load			
	HOLD UP TIME	≥ 60 ms at 230 VAC & ≥ 15 ms at 115 VAC, Full load			
RISE TIME	< 100 ms				
INPUT	VOLTAGE RANGE *	90 - 264 VAC / 127 - 370 VDC			
	FREQUENCY RANGE	50 / 60 Hz			
	EFFICIENCY @ 230V AC	Up to 89 %	Up to 89 %	Up to 89 %	Up to 89 %
	AC CURRENT	2.2 A @ 115 VAC; 1.5 A @ 230 VAC			
	INRUSH CURRENT	< 48 Amps; Measured at 264 VAC, 25°C Ambient, Cold start			
	LEAKAGE CURRENT	< 1 mA; 264 VAC input			
PROTECTION	OVERLOAD	> 110 % of rated output current; Hiccup type; Autorecovery			
	OVERVOLTAGE	17V DC ±1V DC	20V DC ±1V DC	31.5V DC ±1V DC	61V DC ±2V DC
	OUTPUT SHORT CIRCUIT	Latched type; Input AC power to be recycled to recover the power supply			
	OVER TEMPERATURE	Power supply shuts down when the temperature of PCB below main transformer reaches typically 120°C; Turns on only after the temperature falls below 90°C typically and AC power is recycled thereafter			
ENVIRONMENT	OPERATING TEMP	- 25°C to + 70°C; De-rate linearly above 50°C from 100 % load at 50°C to 50 % load at 70°C, - 25°C to 0°C startup is guaranteed with spec deviation (Output ripple can be more than 10 % of the output voltage.)			
	STORAGE TEMP	- 40°C to + 85°C			
	COOLING	Natural convection cooled			
	HUMIDITY	5 to 95 % RH, Non condensing			
	ALTITUDE	2000 m			
SAFETY & EMC	DIELECTRIC WITHSTAND VOLTAGE	I/P to Earth: 2500 VAC I/P to O/P: 4000 VAC O/P to Earth: 1500 VAC			
	DIMENSION	43 x 109.8 x 102.7mm (W x H x D)			
OTHERS	WEIGHT	350 gms			
	MOUNTING	35 mm DIN rail			

\* Although power supply will work for the specified DC input voltage range, UL approval is only for the specified AC input voltage range.

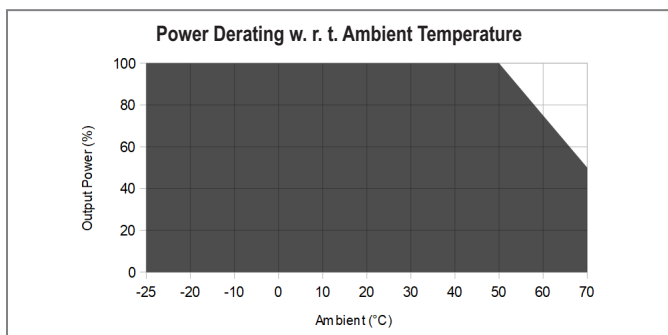
## Dimensions (All are in mm)



## Terminal connections



## Derating curve



## Compliance

Applicable EMI / EMC Standards		
Category	Reference Standards	Testing Level
Conducted Emission	CISPR11	CLASS A
Radiated Emission	CISPR22	CLASS A
Electrostatic Discharge	IEC 61000-4-2	Level 4, Criteria A Level 3, Criteria A
Radiated Susceptibility	IEC 61000-4-3	Level 3, Criteria B
Electrical Fast Transient / Burst	IEC 61000-4-4	Level 3, Criteria A
Surge	IEC 61000-4-5	Level 3, Criteria A
Conducted Susceptibility	IEC 61000-4-6	Level 3, Criteria B
Power Frequency Magnetic Field	IEC 61000-4-8	Level 4, Criteria A
Voltage Dips & Interruption	IEC 61000-4-11	Criteria A & B
Safety	UL 508 approved (E522848) Designed to meet IEC 62368-1	

## Ordering information

Product Code	Description	Certification
RPS120-12-CU	96 W, 12 V / 8 A Din rail mounted Power Supply in Plastic Housing	CE, RoHS, cULUS LISTED
RPS120-15-CU	120 W, 15 V / 8 A DIN rail mounted Power Supply in Plastic Housing	CE, RoHS, cULUS LISTED
RPS120-24-CU	120 W, 24 V / 5 A DIN rail mounted Power Supply in Plastic Housing	CE, RoHS, cULUS LISTED
RPS120-48-CU	120 W, 48 V / 2.5 A DIN rail mounted Power Supply in Plastic Housing	CE, RoHS, cULUS LISTED