



Features :

- Supports 90 - 264 VAC / 127 - 370 VDC
- Power factor > 0.95 @ full load over entire input range
- Efficiencies up to 93 %
- Protection against short circuit, overload, overvoltage & over temperature
- Cooling by free air convection
- UL 508 approved (E522848)

Model Number Legend:

RPS240 - - CU

1. Output Voltage: 12: 12 V
24: 24 V
48: 48 V

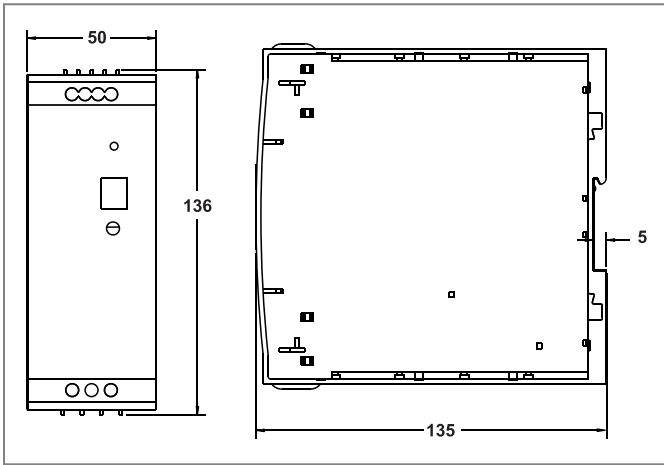
Certification :

SPECIFICATIONS:

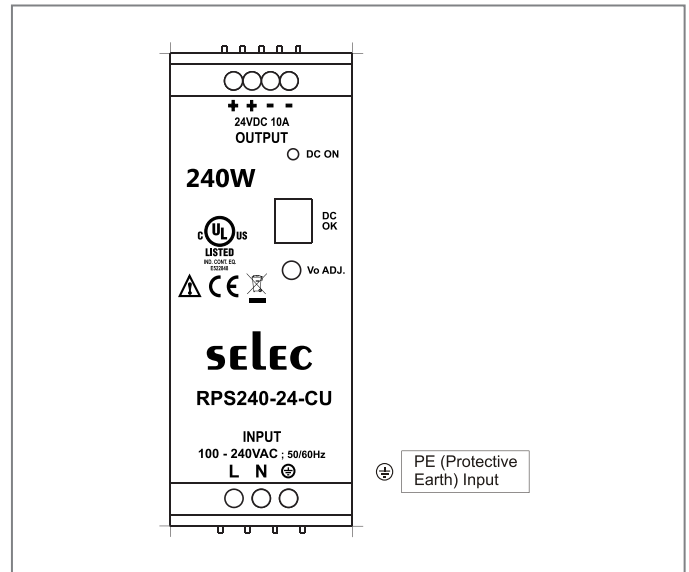
MODEL		RPS240-12-CU	RPS240-24-CU	RPS240-48-CU
OUTPUT	NOMINAL DC VOLTAGE	12 V	24 V	48 V
	RATED CURRENT	18 A	10 A	5 A
	CURRENT RANGE	0 - 18 A	0 - 10 A	0 - 5 A
	RATED POWER	216 W	240 W	240 W
	RIPPLE & NOISE (max)	< 1 % of Vout	< 1 % of Vout	< 1 % of Vout
	VOLTAGE ADJ. RANGE	12 to 14 V	24 to 28 V	48 to 56 V
	VOLTAGE TOLERANCE		± 1 %	
	LINE REGULATION		± 1 %	
	LOAD REGULATION		± 1 %	
	TURN ON TIME		< 2 sec; at full load	
HOLD UP TIME		> 25 mS at 12 V & > 16 mS at 14 V @ 115 / 230 VAC, Full Load	> 25 mS at 24 V & > 16 mS at 28 V @ 115 / 230 VAC, Full Load	> 25 mS at 48 V & > 16 mS at 56 V @ 115 / 230 VAC, Full Load
RISE TIME		< 100 ms		
INPUT	VOLTAGE RANGE *	90 - 264 VAC / 127 - 370V DC De-rate output power linearly below 100 VAC from 100 % at 100 VAC to 90 % at 90 VAC		
	FREQUENCY RANGE	50 / 60 Hz		
	POWER FACTOR	> 0.95 @ Full load over entire input range		
	EFFICIENCY @ 230V AC	> 92 %	> 93 %	> 93 %
	AC CURRENT	2.4 A @ 115 VAC; 1.2 A @ 230 VAC		
	INRUSH CURRENT	< 60 Amps; Measured at 264 VAC, 25°C Ambient, Cold start		
	LEAKAGE CURRENT	< 1 mA; 264 VAC input		
PROTECTION	OVERLOAD	110 % to 140 % of rated output current; Hiccup type; Autorecovery		
	OVERVOLTAGE	16 VDC ± 0.5 VDC	31 VDC ± 0.5 VDC	60 VDC ± 1 VDC
	OUTPUT SHORT CIRCUIT	Latched type; Input AC power to be recycled to recover the power supply Hiccup mode when output is shorted; Autorecovery type.		
	OVER TEMPERATURE	The power supply shuts down when the temperature of PCB below PFC choke reaches typically 120°C. It recovers automatically when temperature falls to typically 90°C		
FUNCTION	DC OK SIGNAL	Contact closes @ 11.5V (typ.) Contact opens @ 11.0V (typ.)	Contact closes @ 23.0V (typ.) Contact opens @ 22.5V (typ.)	Contact closes @ 46.0V (typ.) Contact opens @ 45.0V (typ.)
		Contact Rating: 30 VDC 1 A; 60 VDC 0.5 A; 125 VAC 0.5 A; resistive load, min. current 1 mA		
ENVIRONMENT	OPERATING TEMP	- 25°C to + 70°C; De-rate linearly above 50°C from 100 % load at 50°C to 50 % load at 70°C, - 25°C to 0°C startup is guaranteed with spec deviation (Output ripple can be more than 10 % of the output voltage.)		
	STORAGE TEMP	- 40°C to + 85°C		
	COOLING	Natural convection cooled		
	HUMIDITY	5 to 95 % RH, Non condensing		
	ALTITUDE	2000m		
VIBRATION	Component: 10 ~ 500 Hz, 2 G 10 min. / 1 cycle, period for 60 min. each along X, Y, Z axes			
SAFETY & EMC	DIELECTRIC WITHSTAND VOLTAGE	I/P to Earth: 2500 VAC	O/P to Earth: 1500 VAC	
		I/P to O/P: 4000 VAC	O/P to DC-OK: 500 VAC	
OTHERS	DIMENSION	50 x 136 x 135 mm (W x H x D)		
	WEIGHT	645 gms		
	MOUNTING	35 mm DIN rail		

* Although power supply will work for the specified DC input voltage range, UL approval is only for the specified AC input voltage range.

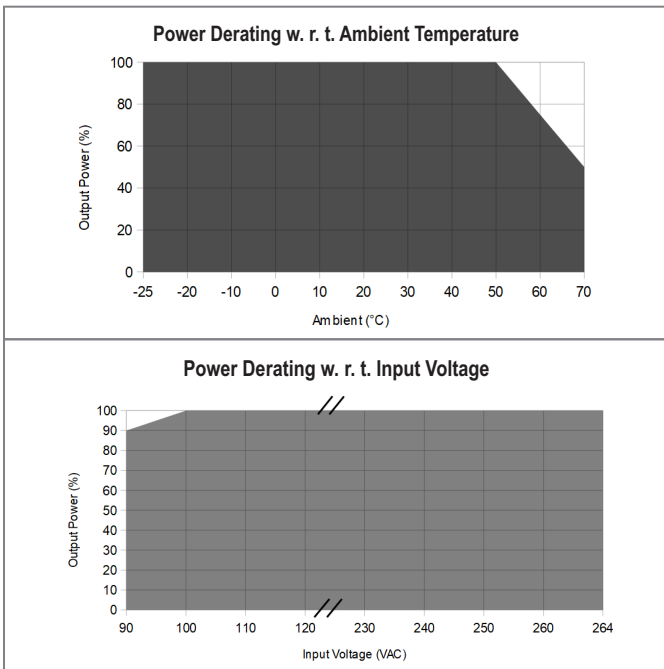
Dimensions (All are in mm)



Terminal connections



Derating curves



Compliance

Applicable EMI / EMC Standards		
Category	Reference Standards	Testing Level
Conducted Emission	CISPR11	CLASS B
Radiated Emission	CISPR22	CLASS A
Electrostatic Discharge	IEC 61000-4-2	Level 4, Criteria A Level 3, Criteria A
Radiated Susceptibility	IEC 61000-4-3	Level 3, Criteria B
Electrical Fast Transient / Burst	IEC 61000-4-4	Level 3, Criteria A
Surge	IEC 61000-4-5	Level 3, Criteria A
Conducted Susceptibility	IEC 61000-4-6	Level 3, Criteria B
Power Frequency Magnetic Field	IEC 61000-4-8	Level 4, Criteria A
Voltage Dips & Interruption	IEC 61000-4-11	Criteria A & B
Safety	UL 508 approved (E522848) Designed to meet IEC 62368-1	

Ordering information

Product Code	Description	Certification
RPS240-12-CU	216 W, 12 V / 18 A Din rail mounted Power Supply in Plastic Housing	CE, RoHS, UL LISTED
RPS240-24-CU	240 W, 24 V / 10 A DIN rail mounted Power Supply in Plastic Housing	CE, RoHS, UL LISTED
RPS240-48-CU	240 W, 48 V / 5 A DIN rail mounted Power Supply in Plastic Housing	CE, RoHS, UL LISTED