



96 x 96mm

Features :

- 1Ø & 3Ø True RMS measurement
- Wide auxiliary supply from 40 to 300V AC/DC
- PT Primary programmable up to 999kV
- K LED for kilo indication
- CE & RoHS certified

Certifications : 

Display Specifications

| | |
|---------------------|-----------------------|
| Display | 7 segment LED Display |
| Digits | 4 |
| Digit Height | 0.56" (14.2mm) |
| Display update time | 1 sec |
| Display range | 0-999kV |
| Resolution | Auto resolution |

Input Specifications

| | |
|-------------------------------|---|
| Electrical Connection | 3Ø - 4 wire, 3Ø - 3 wire, 1Ø - 2 wire (MV35 1-G-40/300V for single phase only) |
| Input Type | AC |
| Rated input voltage | 11 to 300V (L-N), 19 to 519V (L-L) |
| Overrange indication | "Or" for input > 519V (L-L), 300V (L-N) |
| Continuous max. input voltage | 120% of rated voltage |
| Accuracy | ±0.5% of Full scale |
| Frequency Range | 50 - 60Hz |

Electrical specification

| | |
|---------------------------------|---|
| Input Impedance | 1MΩ (± 5%) |
| Installation category | III |
| High Voltage Test | 2kV AC, 50Hz |
| IP protection | IP51 (Front), IP 20 (Rear) |
| Sampling Rate | 3 samples / second |
| Dielectric withstand Voltage | 2kV AC between auxiliary supply & measuring input |
| Rated Impulse withstand Voltage | 2kV (1.2/50µS) |

Auxiliary Supply Specifications

| | |
|-------------------|---------------------|
| Auxiliary Supply | 40V to 300V AC / DC |
| Supply Frequency | 50 / 60Hz |
| Input Burden | 0.5 VA @ 5A AC |
| Power Consumption | 5 VA max |

Settable Parameters

| | |
|----------------------|---|
| Network selection | 3 Ø-4W, 3 Ø-3W, 1 Ø-2W (Only applicable for MV35-3-G-40/300V) |
| CT Primary Setting | 1-999kV (Programmable for any value) |
| CT Secondary Setting | 100V-500V (Programmable for any value) |

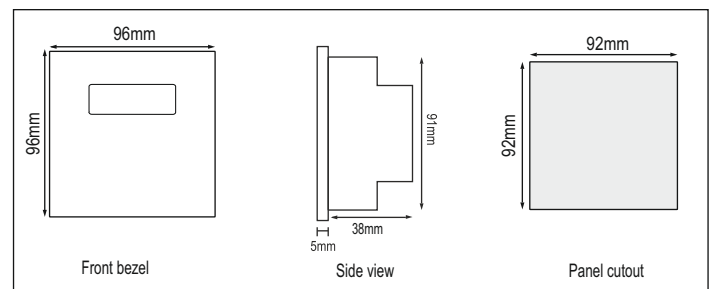
Environmental Specifications

| | |
|---------------------------|--------------------------------|
| Operating Temperature | -10°C to +55°C (14°F to 131°F) |
| Storage Temperature | -20°C to +75°C (-4°F to 167°F) |
| Humidity (non-condensing) | Up to 85% non-condensing |
| Pollution degree | 2 |
| Altitude | Upto 2000 meters |
| Measurement Category | CAT III |

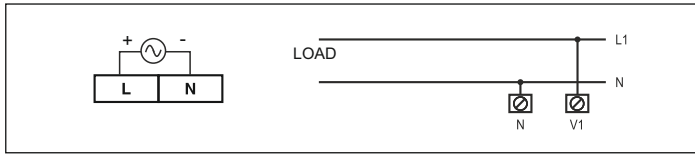
Mechanical Specifications

| | |
|-------------------------|----------------------|
| Mounting | Panel mount |
| Bezel size | 96 mm x 96 mm |
| Overall depth | 38 mm |
| Weight | 155 gms |
| Torque at terminals | 0.68 N-m to 0.79 N-m |
| Wire Gauge at terminals | 20 to 14 AWG;75°C |
| Mounting position | Vertical |

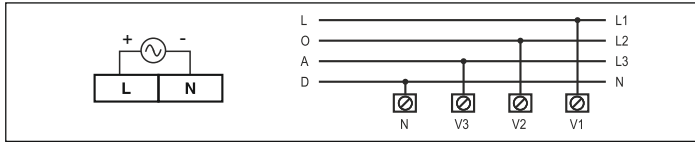
Dimensions



Terminal Connections



MV35-1-G



MV35-3-G

| | |
|--|---|
| | Cable Size (AWG): 20 to 14 ; Tightening Torque (Lb-inch): 6.018 to 6.992 |
| | Cable Size (mm ²): 0.5 to 2.5 ; Tightening Torque (N-m): 0.68 to 0.79 |

Compliance

| Applicable EMI / EMC Standards | | |
|--------------------------------|----------------|---|
| Product Standard : IEC 61326-1 | | |
| Category | | Standards Compliance |
| ESD Immunity | IEC 61000-4-2 | Level IV (Air discharge : 8kV), (Contact Discharge : -4kV) |
| Surge Immunity | IEC 61000-4-5 | +/- 2kV common mode, (Line to ground) +/- 1kV differential mode, (Line to Line) |
| Radiated Susceptibility | IEC 61000-4-3 | Level II, 1.4GHz to 2GHz (3V/m) Level I, 2GHz to 2.7GHz (1V/m) |
| Conducted Susceptibility | IEC 61000-4-6 | Level II (3V/m) |
| Voltage Dips and Interruptions | IEC 61000-4-11 | Dips : 0% residual voltage / 1 cycle (Criteria B), 40% residual voltage / 1) cycles 50Hz / 12 cycles 60Hz (Criteria C) 70% residual voltage / 25 cycles 50Hz / 30 cycles 60Hz (Criteria C) Interruptions : 0% residual voltage / 250 cycles 50Hz / 300 cycles 60Hz (Criteria C) |
| Conducted Emission | CISPR-11 | |
| Radiated Emission | CISPR-11 | |
| Electrical Fast Transient | IEC 61000-4-4 | Level III (2kV) |

Ordering Information

| Product Code | Supply Voltage | Certification |
|---------------------|----------------|---------------|
| MV35-3-G-40/300V-CE | 40-300V AC | CE |
| MV35-1-G-40/300V-CE | 40-300V AC | CE |