

# CERTIFICATE OF COMPLIANCE

**Certificate Number** UL-US-2228970-0  
**Report Reference** E528311-20220704  
**Date** 5-Jul-2022

**Issued to:** SELEC CONTROLS PVT LTD  
EL 27/1, ELECTRONIC ZONE TTC  
INDUSTRIAL AREA, MIDC  
MAHAPE NAVI MUMBAI, Maharashtra 400709  
India

**This is to certify that representative samples of** QQJQ2 - Power Supplies for Use with Audio/Video, Information and Communication Technology Equipment - Component

See Addendum Page for Product Designation(s).

Have been evaluated by UL in accordance with the component requirements in the Standard(s) indicated on this Certificate. UL Recognized components are incomplete in certain constructional features or restricted in performance capabilities and are intended for installation in complete equipment submitted for investigation to UL LLC.

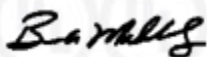
**Standard(s) for Safety:** UL 62368-1, 3rd Ed., Issue Date: 2019-12-13, Revision Date: 2021-10-22

**Additional Information:** See the UL Online Certifications Directory at <https://iq.ulprospector.com> for additional information

This Certificate of Compliance indicates that representative samples of the product described in the certification report have met the requirements for UL certification. It does not provide authorization to apply the UL Recognized Component Mark. Only the Authorization Page that references the Follow-Up Services Procedure for ongoing surveillance provides authorization to apply the UL Mark.

Only those products bearing the UL Recognized Component Mark should be considered as being UL Certified and covered under UL's Follow-Up Services.

Look for the UL Recognized Component Mark on the product.



Bruce Mahrenholz, Director North American Certification Program

UL LLC

Any information and documentation involving UL Mark services are provided on behalf of UL LLC (UL) or any authorized licensee of UL. For questions, please contact a local UL Customer Service Representative at <http://ul.com/aboutul/locations/>



# CERTIFICATE OF COMPLIANCE

**Certificate Number**    UL-US-2228970-0  
**Report Reference**      E528311-20220704  
**Date**                        5-Jul-2022

This is to certify that representative samples of the product as specified on this certificate were tested according to the current UL requirements

Model	Category Description
<p>OPS2x4-200-XXX-VCYY-Z-CU, As per model Nomenclature - OPS2x4-200-XXX-VCYY-Z-CU                      2x4 -Represents dimension in inches (2 Width x 4 Length).                      200- Represents the maximum output power of family in watts.                      XXX- First two XX represents the typical output voltage in VDC (12V DC to 48V DC based on number of turns in transformer's secondary winding and minor change in feedback control circuit) and last X represent fractional value of output voltage, can be blank or any number from 1 to 9.                      V- Represents the Input voltage range ( Blank for 100-240 Vac and 3 for 100-277V AC).                      C- Represents the connector type ( Any alphabet indicating type/ make of output connector).                      YY- Represents the Minor output voltage Variation ( Blank – Standard product or Any alphanumeric combination indicating minor output voltage variation in specification).                      Z- Represents classification of the device (1 for Class I (with earth) and 2 for Class II (without earth)).</p>	<p>Power Supply Unit</p>
<p>OPS3x5-350-XXX-VCYY-Z-CU, As per model Nomenclature - OPS3x5-350-XXX-VCYY-Z-CU,                      3x5 -Represents dimension in inches (3 Width x 5 Length).                      350- Represents the maximum output power of family in watt.                      XXX- First two XX represents the typical output voltage in VDC (12V DC to 48V DC based on number of turns in transformer's secondary winding and minor change in feedback control circuit) and last X represent fractional value of output voltage, can be blank or any number from 1 to 9.                      V- Represents the input voltage range (Blank for 100-240V AC and 3 for 100-277V AC).                      C- Represents the connector type (Any alphabet indicating type/ Make of output connector).</p>	<p>Power Supply Unit</p>



Bruce Mahrenholz, Director North American Certification Program

UL LLC

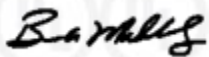
Any information and documentation involving UL Mark services are provided on behalf of UL LLC (UL) or any authorized licensee of UL. For questions, please contact a local UL Customer Service Representative at <http://ul.com/aboutul/locations/>



# CERTIFICATE OF COMPLIANCE

**Certificate Number** UL-US-2228970-0  
**Report Reference** E528311-20220704  
**Date** 5-Jul-2022

<p>YY- Represents the Minor output voltage Variation (Blank – Standard product or Any alphanumeric combination indicating minor output voltage variation in specification). Z- Represents Classification of the device (1 for Class I (with earth) or 2 for Class II (without earth)).</p>	
--	--



Bruce Mahrenholz, Director North American Certification Program

UL LLC

Any information and documentation involving UL Mark services are provided on behalf of UL LLC (UL) or any authorized licensee of UL. For questions, please contact a local UL Customer Service Representative at <http://ul.com/aboutul/locations/>



# CERTIFICATE OF COMPLIANCE

**Certificate Number** UL-CA-2228399-0  
**Report Reference** E528311-20220704  
**Date** 5-Jul-2022

**Issued to:** SELEC CONTROLS PVT LTD  
EL 27/1, ELECTRONIC ZONE TTC  
INDUSTRIAL AREA, MIDC  
MAHAPE NAVI MUMBAI, Maharashtra 400709  
India

**This is to certify that representative samples of** QQJQ8 - Power Supplies for Use with Audio/Video, Information and Communication Technology Equipment Certified for Canada - Component  
See Addendum Page for Product Designation(s).

Have been evaluated by UL in accordance with the component requirements in the Standard(s) indicated on this Certificate. UL Recognized components are incomplete in certain constructional features or restricted in performance capabilities and are intended for installation in complete equipment submitted for investigation to UL LLC.

**Standard(s) for Safety:** CSA C22.2 No. 62368-1:19, 3rd Ed., Issue Date: 2019-12-13, Revision Date: 2021-10-22

**Additional Information:** See the UL Online Certifications Directory at <https://iq.ulprospector.com> for additional information

This Certificate of Compliance indicates that representative samples of the product described in the certification report have met the requirements for UL certification. It does not provide authorization to apply the UL Recognized Component Mark. Only the Authorization Page that references the Follow-Up Services Procedure for ongoing surveillance provides authorization to apply the UL Mark.

Only those products bearing the UL Recognized Component Mark should be considered as being UL Certified and covered under UL's Follow-Up Services.

Look for the UL Recognized Component Mark on the product.



Bruce Mahrenholz, Director North American Certification Program

UL LLC

Any information and documentation involving UL Mark services are provided on behalf of UL LLC (UL) or any authorized licensee of UL. For questions, please contact a local UL Customer Service Representative at <http://ul.com/aboutul/locations/>

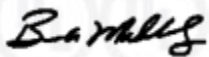


# CERTIFICATE OF COMPLIANCE

**Certificate Number**    UL-CA-2228399-0  
**Report Reference**        E528311-20220704  
**Date**                         5-Jul-2022

This is to certify that representative samples of the product as specified on this certificate were tested according to the current UL requirements

Model	Category Description
<p>OPS2x4-200-XXX-VCYY-Z-CU, As per model Nomenclature - OPS2x4-200-XXX-VCYY-Z-CU                      2x4 -Represents dimension in inches (2 Width x 4 Length).                      200- Represents the maximum output power of family in watts.                      XXX- First two XX represents the typical output voltage in VDC (12V DC to 48V DC based on number of turns in transformer's secondary winding and minor change in feedback control circuit) and last X represent fractional value of output voltage, can be blank or any number from 1 to 9.                      V- Represents the Input voltage range ( Blank for 100-240 Vac and 3 for 100-277V AC).                      C- Represents the connector type ( Any alphabet indicating type/ make of output connector).                      YY- Represents the Minor output voltage Variation ( Blank – Standard product or Any alphanumeric combination indicating minor output voltage variation in specification).                      Z- Represents classification of the device (1 for Class I (with earth) and 2 for Class II (without earth)).</p>	<p>Power Supply Unit</p>
<p>OPS3x5-350-XXX-VCYY-Z-CU, As per model Nomenclature - OPS3x5-350-XXX-VCYY-Z-CU,                      3x5 -Represents dimension in inches (3 Width x 5 Length).                      350- Represents the maximum output power of family in watt.                      XXX- First two XX represents the typical output voltage in VDC (12V DC to 48V DC based on number of turns in transformer's secondary winding and minor change in feedback control circuit) and last X represent fractional value of output voltage, can be blank or any number from 1 to 9.                      V- Represents the input voltage range (Blank for 100-240V AC and 3 for 100-277V AC).                      C- Represents the connector type (Any alphabet indicating type/ Make of output connector).</p>	<p>Power Supply Unit</p>



Bruce Mahrenholz, Director North American Certification Program

UL LLC

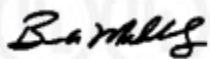
Any information and documentation involving UL Mark services are provided on behalf of UL LLC (UL) or any authorized licensee of UL. For questions, please contact a local UL Customer Service Representative at <http://ul.com/aboutul/locations/>



# CERTIFICATE OF COMPLIANCE

**Certificate Number** UL-CA-2228399-0  
**Report Reference** E528311-20220704  
**Date** 5-Jul-2022

<p>YY- Represents the Minor output voltage Variation (Blank – Standard product or Any alphanumeric combination indicating minor output voltage variation in specification).</p> <p>Z- Represents Classification of the device (1 for Class I (with earth) or 2 for Class II (without earth)).</p>	
---	--



Bruce Mahrenholz, Director North American Certification Program

UL LLC

Any information and documentation involving UL Mark services are provided on behalf of UL LLC (UL) or any authorized licensee of UL. For questions, please contact a local UL Customer Service Representative at <http://ul.com/aboutul/locations/>

