



Features :

- Supports 90 - 264 VAC / 127 - 370 VDC
- Efficiencies up to 87 %
- Protection against short circuit, overload, overvoltage & over temperature
- Cooling by free air convection
- UL 508 approved (E522848)

Model Number Legend:

RPS60 - - CU

1. Output Voltage: 05: 5 V
 12: 12 V
 15: 15 V
 24: 24 V
 48: 48 V

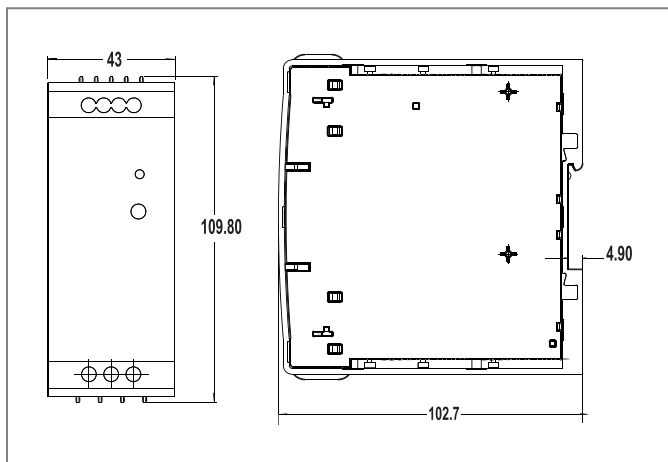
Certification :

SPECIFICATIONS:

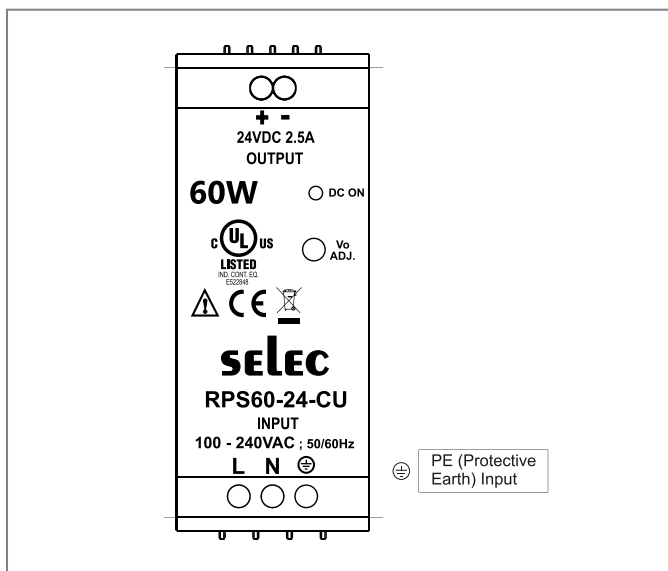
		RPS60-05-CU	RPS60-12-CU	RPS60-15-CU	RPS60-24-CU	RPS60-48-CU
OUTPUT	NOMINAL DC VOLTAGE	5 V	12 V	15 V	24 V	48 V
	RATED CURRENT	10 A	5 A	4 A	2.5 A	1.25 A
	CURRENT RANGE	0 - 10 A	0 - 5 A	0 - 4 A	0 - 2.5 A	0 - 1.25 A
	RATED POWER	50 W	60 W	60 W	60 W	60 W
	RIPPLE & NOISE (max)	< 1.5 % of Vout	< 1 % of Vout	< 1 % of Vout	< 1 % of Vout	< 1 % of Vout
	VOLTAGE ADJ. RANGE	5.0 to 6.0 V	12 to 14 V	15 to 17.5 V	24 to 28 V	48 to 56 V
	VOLTAGE TOLERANCE	± 1 %				
	LINE REGULATION	± 0.5 %				
	LOAD REGULATION	± 1 %				
	TURN ON TIME	< 1 sec @ 230 VAC & < 3 sec @ 115 VAC, Full load				
	HOLD UP TIME	≥ 60 ms @ 230 VAC & ≥ 15 ms @ 115 VAC, Full load				
RISE TIME	< 100 ms					
INPUT	VOLTAGE RANGE*	90 - 264 VAC / 127 - 370 VDC				
	FREQUENCY RANGE	50 / 60 Hz				
	EFFICIENCY @ 230V AC	Up to 78 %	Up to 86 %	Up to 86 %	Up to 87 %	Up to 87 %
	AC CURRENT	1.2 A @ 115 VAC; 0.8 A @ 230 VAC				
	INRUSH CURRENT	< 48 Amps; Measured at 264 VAC, 25°C Ambient, Cold start				
	LEAKAGE CURRENT	< 1 mA; 264 VAC input				
PROTECTION	OVERLOAD	> 110% of rated output current; Hiccup type, Autorecovery				
	OVERVOLTAGE	6.8 VDC ± 0.5 VDC	17 VDC ± 1 VDC	20 VDC ± 1 VDC	31.5 VDC ± 1 VDC	61 VDC ± 2 VDC
	OUTPUT SHORT CIRCUIT	Hiccup mode when output is shorted; Autorecovery type				
	OVER TEMPERATURE	Power supply shuts down when the temperature of PCB below main transformer reaches typically 120°C; Turns on only after the temperature falls below 90°C typically and AC power is recycled thereafter.				
ENVIRONMENT	OPERATING TEMP	- 25°C to + 70°C; De-rate linearly above 50°C from 100 % load at 50°C to 50 % load at 70°C, - 25°C to 0°C startup is guaranteed with specification deviation (Output ripple can be more than 10 % of the output voltage.)				
	STORAGE TEMP	- 40°C to + 85°C				
	COOLING	Natural convection cooled				
	HUMIDITY	5 to 95 % RH, Non condensing				
	ALTITUDE	2000 m				
	VIBRATION	Component: 10 ~ 500 Hz, 2 G 10 min. / 1 cycle, period for 60 min. each along X, Y, Z axes				
SAFETY & EMC	DIELECTRIC WITH STAND VOLTAGE	I/P to Earth: 2500 VAC I/P to O/P: 4000 VAC O/P to Earth: 1500 VAC				
OTHERS	DIMENSION	43 x 109.8 x 102.7 mm (W x H x D)				
	WEIGHT	285 gms				
	MOUNTING	35 mm DIN rail				

* Although power supply will work for the specified DC input voltage range, UL approval is only for the specified AC input voltage range.

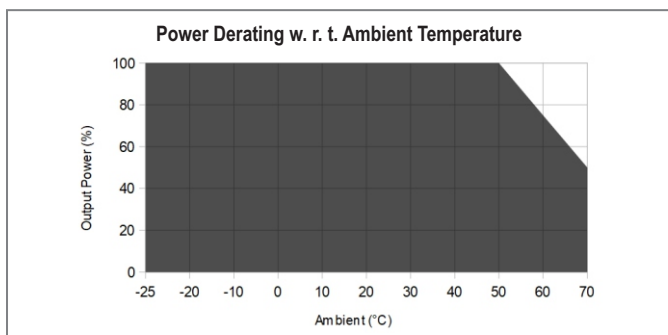
Dimensions (All are in mm)



Terminal connections



Derating curve



Compliance

Applicable EMI / EMC Standards		
Category	Reference Standards	Testing Level
Conducted Emission	CISPR11	CLASS A
Radiated Emission	CISPR22	CLASS A
Electrostatic Discharge	IEC 61000-4-2	Level 4, Criteria A Level 3, Criteria A
Radiated Susceptibility	IEC 61000-4-3	Level 3, Criteria B
Electrical Fast Transient / Burst	IEC 61000-4-4	Level 3, Criteria A
Surge	IEC 61000-4-5	Level 3, Criteria A
Conducted Susceptibility	IEC 61000-4-6	Level 3, Criteria B
Power Frequency Magnetic Field	IEC 61000-4-8	Level 4, Criteria A
Voltage Dips & Interruption	IEC 61000-4-11	Criteria A & B
Safety	UL 508 approved (E522848) Designed to meet IEC 62368-1	

Ordering information

Product Code	Description	Certification
RPS60-05-CU	50 W, 05 V / 10 A DIN rail mounted Power Supply in Plastic Housing	CE, RoHS, UL LISTED
RPS60-12-CU	60 W, 12 V / 5 A DIN rail mounted Power Supply in Plastic Housing	CE, RoHS, UL LISTED
RPS60-15-CU	60 W, 15 V / 4 A DIN rail mounted Power Supply in Plastic Housing	CE, RoHS, UL LISTED
RPS60-24-CU	60 W, 24 V / 2.5 A DIN rail mounted Power Supply in Plastic Housing	CE, RoHS, UL LISTED
RPS60-48-CU	60 W, 48 V / 1.25 A DIN rail mounted Power Supply in Plastic Housing	CE, RoHS, UL LISTED