



### LED Indications

2 LEDs, one for star & one for delta (red colour)

### Supply Voltage

230V AC / 415V AC / 110V AC (Factory set)

50 / 60Hz

(Tolerance: -15 to + 10%)

### Time Range

**Run up time:** 3-30s, 6-60s

**Pause Time:** 50ms or 100ms.

(Setting through front knob)

### Reset

On interruption of power.

Reset time less than 100 ms.

### Output Contact

1 C/O (SPDT) contact each for star and delta relay (NO / NC : 5A / 3A 250V AC, 30V DC Resistive)

### Accuracy

Setting:  $\pm 5\%$  of full scale.

Repeat:  $\pm 0.5\%$  or 50 ms

(whichever is greater)

### Mounting

DIN rail mounting.

### Housing

Flame retardant plastic.

### Temperature

Operating: 0°C to 50°C.

Storage: - 20°C to 75°C.

### Humidity

Up to 95% RH.

### Weight

62 gms.

**Please maintain these instructions and review them before using the unit:**

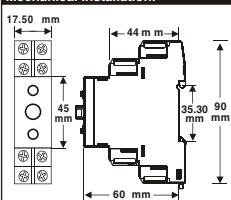
#### Warning :

1. The equipment is built-in type with Class II construction and is protected by reinforced insulation.
2. The power should be turned off while wiring and maintenance to prevent the risk of electric shock. Do not touch any terminal when the power is ON.
3. Wiring shall be done strictly according to the terminal layout with shortest connections.
4. Fuse Protection: The equipment does not have Built-in fuse. External fuse of rating 275V DC/1 A is recommended.

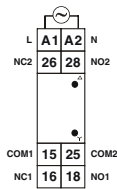
#### Caution:

1. This unit is not intended for outdoor use.
2. The power connection cable must have a cross-section of atleast 1sq.mm and insulation capacity of atleast 1.5kV. Use lugged terminals to meet M3 screws.
3. The output connections must not be loaded beyond the specified values/range.
4. Avoid inflow of dust and contact of conductive material with the internal circuitry of the unit.
5. Clean the equipment with a soft cloth. Do not use any organic solvents like Isopropyl alcohol for cleaning.

### Mechanical Installation:



### Terminal Connections

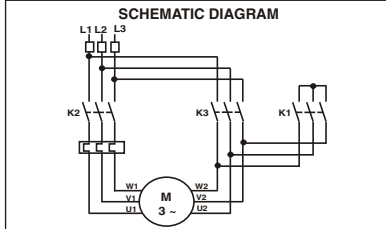
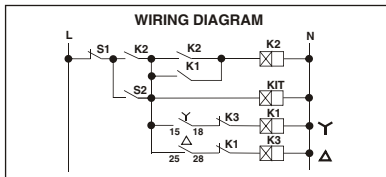


TERMINAL	DESCRIPTION
A1	Supply (L)
A2	Supply (N)
15	Y relay COM1
16	Y relay NC1
18	Y relay NO1
25	Δ relay COM2
26	Δ relay NC2
28	Δ relay NO2

### MODE OF OPERATION



### PRINCIPLE OF OPERATION



### Selec Controls Pvt. Ltd.

(Specifications are subject to change, since development is a continuous process)

Telephone: +91-22-40394200 / 40394202

Fax: +91-22-28471733 | Toll free: 1800 227 353

Website: [www.selec.com](http://www.selec.com) | Email: [sales@selec.com](mailto:sales@selec.com)

Operating/1008/600SD-2/OP362-V01

(Page 1 of 1)