


OPERATING INSTRUCTIONS : OP_600SD-CU A5 60GSM PG-2 (OP375-V02)

OP375-V02

SELEC

600SD-2
Operating Instructions



17.5mm DIN RAIL

MECHANICAL SPECIFICATIONS

Mounting : Din rail mounting
Dimension : 17.5 x 90 x 60mm
Protection Level
IP 20 for Terminal

WEIGHT
73gms

Please maintain these instructions and review them before using the unit :

Warning :

- The equipment is built-in type with Class II construction and is protected by reinforced insulation.
- The power should be turned off while wiring and maintenance to prevent the risk of electric shock. Do not touch any terminal when the power is ON.
- Wiring shall be done strictly according to the terminal layout with shortest connections.
- Fuse Protection : The equipment does not have Built-in fuse. External fuse of rating 275V DC / 1 A is recommended.

CAUTION :

- This unit is not intended for outdoor use.
- The power connection cable must have a cross-section of at least 1sq.mm and insulation capacity of at least 1.5kV. Use lugged terminals to meet M3 screws.
- Clean the equipment with a soft cloth. Do not use any organic solvents like Isopropyl alcohol for cleaning.

SPECIFICATIONS

LED Indications
2 LEDs,
one for star and one for delta

Supply Voltage
230V AC / 110V AC, 50 / 60Hz
(Factory set)(Tolerance : -15% to +10%)

VA Rating
4VA max.

Time Range
Run up Time : 3-30s, 6-60s
Pause Time : 50ms or 100ms.
(Setting through front knob)

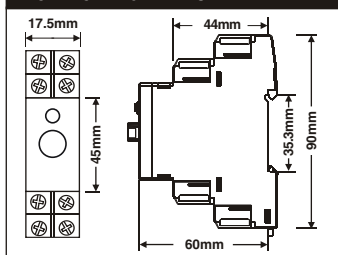
Reset
On interruption of power.
Reset time less than 100 ms.

Accuracy
Setting : ± 5% of full scale.
Repeat : ± 0.5%

OUTPUT SPECIFICATION
Output Contact : SPDT (1C/O)
Contact Rating : NO/5A, NC/3A @ 250V AC

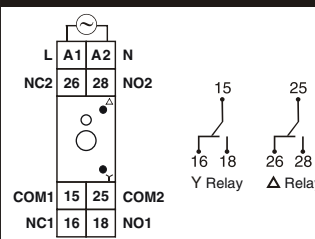
ENVIRONMENTAL SPECIFICATIONS
Temperature: Operating : 0°C to 50°C
Storage : -20°C to 75°C
Humidity : 95% RH

MECHANICAL INSTALLATION

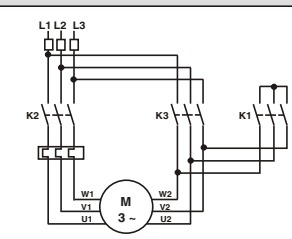


Doc. name : OP INST 600SD-CU OP375-V02(Page 1 of 2) B-B

TERMINAL CONNECTIONS



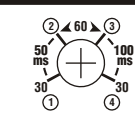
RANGE SELECTION



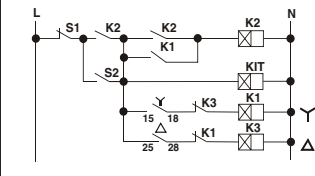
	Run up Time	Pause Time
①	30sec	50ms
②	60sec	50ms
③	60sec	100ms
④	30sec	100ms

PRINCIPLE OF OPERATION

WIRING DIAGRAM



SCHEMATIC DIAGRAM



MODE OF OPERATION

Supply voltage

Star relay NO contact

Delta relay NO contact

t1 = Run up time, t2 = Pause time

ORDER CODE INFORMATION

Product	Supply	Certification
600SD-2-230	230V AC,	■ —
600SD-CU	50 / 60Hz	■ ■
600SD-2-110	110V AC,	■ —
600SD-110-CU	50 / 60Hz	■ ■

Note : ■ Applicable

(Specifications subject to change as development is a continuous process.)

Selec Controls Pvt. Ltd., India
Factory Address :
EL-27/1, Electronic Zone, TTC Industrial Area,
MIDC, Mahape, Navi Mumbai - 400 710, INDIA.
Tel. No. : +91-22-28476443 / 1882
Fax No. : +91-22-28471733 | Toll free : 1800 227 353
Website: www.selec.com | Email: sales@selec.com

Doc. name : OP INST 600SD-CU OP375-V02(Page 2 of 2) B-B

OPERATING SIZE : A5 ; PAGE : 1 (B-B)

Prepared By	Checked By	Sales Engg. By	Marking Engg. By	Approval By
-------------	------------	----------------	------------------	-------------