

) HDWXUHV

&RPSDFW

5HOLDESHF&D&WH

JOHLEOH&HVLJO


'HWHFWLRO RI (DUWK /HDNDJH &XU

3DQHO ORXOW


,QSXW 6SHFLILFDWLROV



(QYLURQPHQWDO 6SHFLILFDWLROV

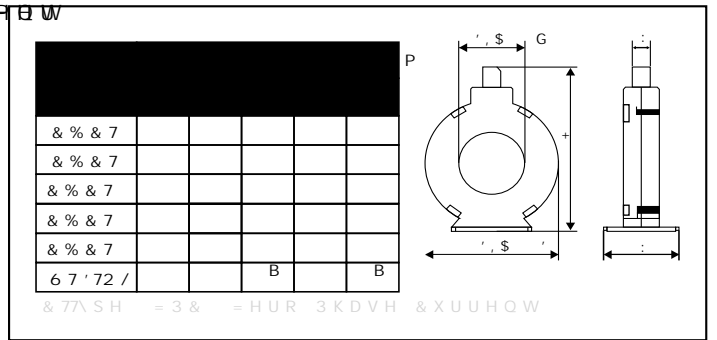


OHFKDQLFDO 6SHFLILFDWLROV




'LPHQVLRQ

URPW



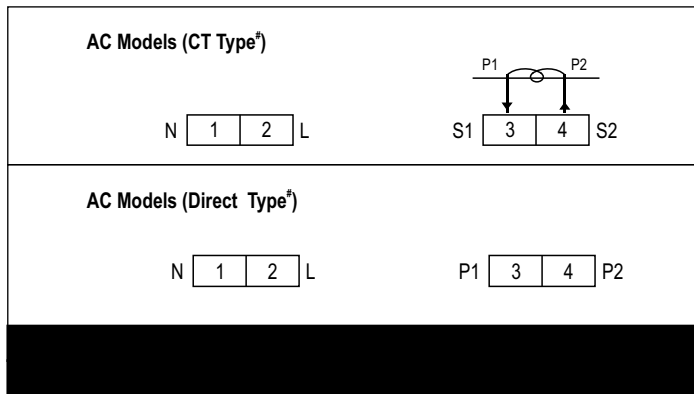
2 UGHULOJ ,QIRUPDWLRO



U



Terminal Connections



***NOTE**

- 1) **CT Type:** There is an internal CT with CT setting. Above 5A(0-5A model) external CT is required.
- 2) **Direct Type:** Input is directly connected to the input of the unit.

Ordering Information

	Supply Voltage		Certification	
	240V AC	110V AC	CE	UL LISTED
MA12	*	*	*	*
MA12-CE	*	*	*	*
MA12-110V	*	*	*	*
MA12-28A-AC	*	*	*	*

Note:

- 1) **CT Type :** There is an internal CT with CT setting (5-4000A). For current input >5A, external CT is required.
- 2) **Direct Type :** Input is directly connected to the unit.