




DIN 35mm

## Features :

- 1Ø - 2 Wire, 3Ø - 3 Wire, 3Ø - 4 Wire Input
- Monitors Under Current, Over Current & Current Asymmetry
- True RMS Measurement
- Power ON Delay, Trip Time Delay and Recovery Time Delay
- Adjustable Switching Hysteresis
- One Alarm Relay with NC or NO Operation Selectable
- DIN Rail Mount

Certification : 

### Display Specifications

Type	Digital
Display	Liquid Crystal Display
No. of LED	1
No. of Push Button	3

### LED Indication

LED1 (Red)	Relay (Continuously ON after trip)
------------	------------------------------------

### Input Specifications

<b>Functions</b>	
Measurements	Under current, Over current and Current asymmetry
Time Settings	Power ON delay, Trip time delay, Recovery time delay
Alarm Indications	Trip
Latching	Selectable
Reset	Auto / Manual
Electrical Connection	1Ø - 2 wire, 3Ø - 3 wire, 3Ø - 4 wire
<b>CT Settings</b>	
CT Primary	1A / 5A - 999A (Selectable)
CT Secondary	1A / 5A (Selectable)
<b>Current Rating</b>	
Measuring Range (RMS Value)	0 - 1.19kA
<b>Trip Settings</b>	
Under Current	0 - 999A (0 - 100% of CT Primary Setting)
Over Current	0.5A - 1.19kA (10 - 120% of CT Primary Setting)
Current Asymmetry	5.0 - 99.9%
<b>Trip Time Settings</b>	
Power ON Delay	0.5 - 99.9sec
Trip Time Delay	0 - 99.9sec
Recovery Time Delay	0 - 99.9sec (In Auto Reset Mode)
Response Time	<200ms

### Hysteresis

Current 0.1 - 99.9A

### Resolution

Current 0.01, 0.1, 1A, 0.01kA  
(Depends on CT Setting)

### Accuracy

Current  $\pm 1\%$  of Setting  $\pm 2$  digits  
Time Setting Accuracy  $\pm 5\%$  of Setting  $\pm 200$ ms

### Output Specifications

No. of Relay	1
Relay Contact	1 C/O (SPDT)
Relay Rating	NO /5A @250V AC NC /3A @250V AC

### Auxiliary Supply Specifications

Supply Voltage	230V AC, $\pm 15\%$
Frequency	50 / 60Hz
Power Consumption	15VA max

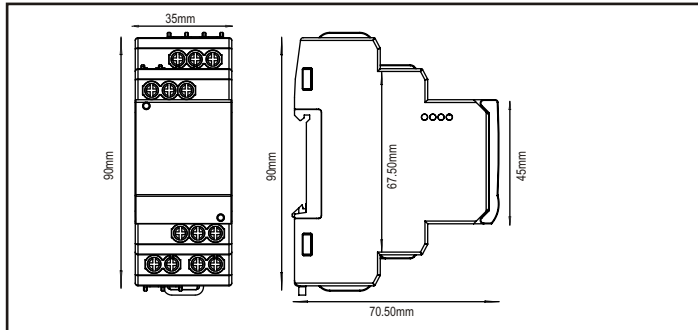
### Environmental Specifications

Temperature	Operating Temperature : 0° to 50° C Storage Temperature : -20° to 70° C
Humidity (non-condensing)	Upto 95% RH
Pollution Degree	
For PCB	2
For Product	3
Degree of Protection Devices	IP20

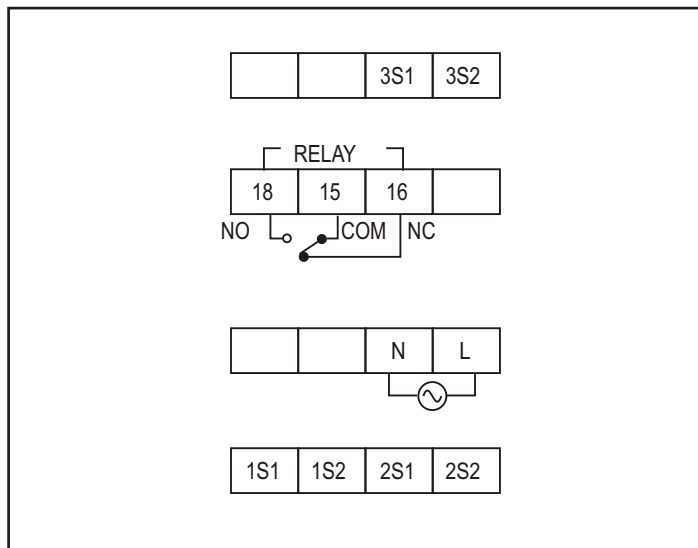
### Mechanical Specifications

Mounting	DIN Rail
Weight	150gms
Screw Tightening Torque	0.5 NM

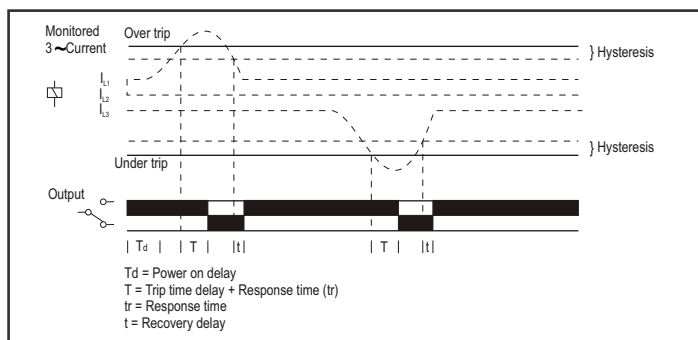
### Dimensions



### Terminal Connections



### Timing Diagram



### Compliance

Applicable EMI / EMC Standards		
Product Standard : IEC 60947-2		
Category	Reference Standards	Testing Level
Electrostatic Discharge	IEC 61000-4-2	Level-3
Electrical Fast Transient / Burst	IEC 61000-4-4	Level-3
Electromagnetic Field	IEC 61000-4-3	Level-3
Surge	IEC 61000-4-5	Level-3
Conducted RF	IEC 61000-4-6	Level-2
Rated Power Frequency	IEC 61000-4-8	Level-4
Voltage Dip / Short Interruptions	IEC 61000-4-11	Level-3
Conducted Emissions	CISPR-11	Class-B
Radiated Emission	CISPR-11	Class-A
Emission & Immunity	IEC 61326-1	
Safety	IEC 61010-1	

### Ordering Information

Product Code	Supply Voltage	Certification
900CPR-3-1-BL-230V-CE	230V AC	CE
900CPR-3-1-110V-CE	110V AC	CE