



**Features:**

- 3Ø - 3 Wire Input
- Monitors, Phase Failure / Under Voltage, Phase Imbalance
- LED Indication: Relay ON
- Slim, Space Saving Design
- DIN Rail Mount

Size: DIN 17.5mm

**Technical Specifications**

**Functional Specifications**

Phase Failure Trip	3 Phase voltage <154V AC
Phase Imbalance	30V fixed
Hysteresis	6V
Trip Accuracy	±10V
Response Time	100 ms
Power On Delay	3s max.
Reset	Auto reset on removal of fault condition

**Output Specifications**

Output Contact	SPDT (1 C/O)
Contact Rating	NO/5A, NC/3A@250V AC

**Supply Voltage**

Nominal Input Voltage	415V AC (phase to phase)
Power Consumption	20VA max
Operating Voltage	154 to 500V AC

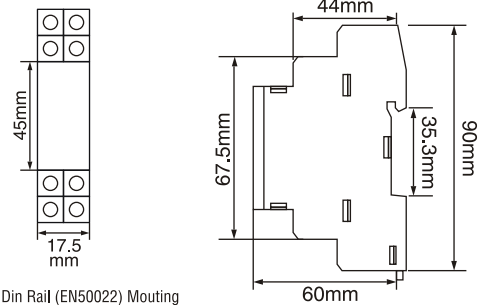
**Environmental Specifications**

Temperature	Operating: 0 to 50°C (32 to 122°F) Storage: -20 to 75°C (-4 to 167°F)
Humidity (non-condensing)	95% RH
Weight	62 gms
Protection Level	IP50 for faceplate IP40 for housing IP20 for terminals

**LED Indication Chart**

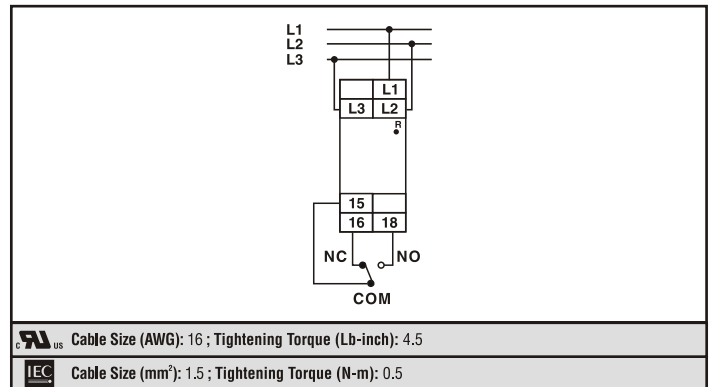
Supply	Relay LED
Nominal condition	ON
Phase Failure	OFF
Phase Imbalance	OFF

**Dimensions**

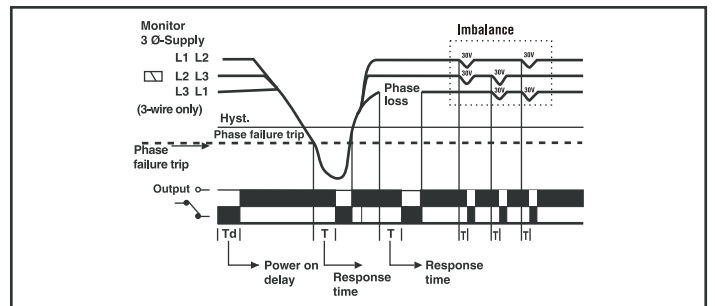


Symmetrical 35mm Din Rail (EN50022) Mounting

**Terminal Connections**



**Timing Diagram**



**Ordering Information**

Part No.	Supply Voltage
600SPP	3Ø/3W, 154 to 500V AC, P-P