



96 x 96mm

Features :

- 1Ø & 3Ø True RMS measurement
- Wide auxiliary supply from 40 to 300V AC/DC
- PT Primary programmable up to 999kV
- K LED for kilo indication
- CE & RoHS certified

Certifications : 

Display Specifications

Display	7 segment LED Display
Digits	4
Digit Height	0.56" (14.2mm)
Display update time	1 sec
Display range	0-999kV
Resolution	Auto resolution

Input Specifications

Electrical Connection	3Ø - 4 wire, 3Ø - 3 wire, 1Ø - 2 wire (MV35 1-G-40/300V for single phase only)
Input Type	AC
Rated input voltage	11 to 300V (L-N), 19 to 519V (L-L)
Overrange indication	"Or" for input > 519V (L-L), 300V (L-N)
Continuous max. input voltage	120% of rated voltage
Accuracy	±0.5% of Full scale
Frequency Range	50 - 60Hz

Electrical specification

Input Impedance	1MΩ (± 5%)
Installation category	III
High Voltage Test	2kV AC, 50Hz
IP protection	IP51 (Front), IP 20 (Rear)
Sampling Rate	3 samples / second
Dielectric withstand Voltage	2kV AC between auxiliary supply & measuring input
Rated Impulse withstand Voltage	2kV (1.2/50µS)

Auxiliary Supply Specifications

Auxiliary Supply	40V to 300V AC / DC
Supply Frequency	50 / 60Hz
Input Burden	0.5 VA @ 5A AC
Power Consumption	5 VA max

Settable Parameters

Network selection	3 Ø-4W, 3 Ø-3W, 1 Ø-2W (Only applicable for MV35-3-G-40/300V)
CT Primary Setting	1-999kV (Programmable for any value)
CT Secondary Setting	100V-500V (Programmable for any value)

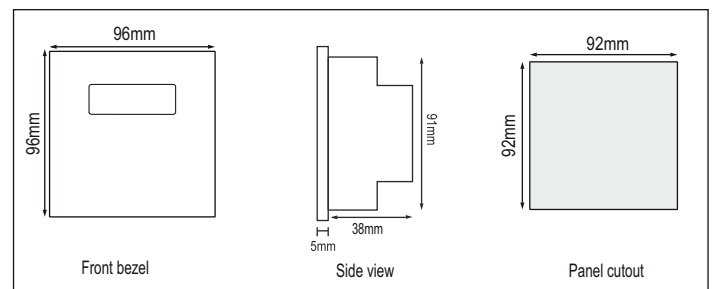
Environmental Specifications

Operating Temperature	-10°C to +55°C (14°F to 131°F)
Storage Temperature	-20°C to +75°C (-4°F to 167°F)
Humidity (non-condensing)	Up to 85% non-condensing
Pollution degree	2
Altitude	Upto 2000 meters
Measurement Category	CAT III

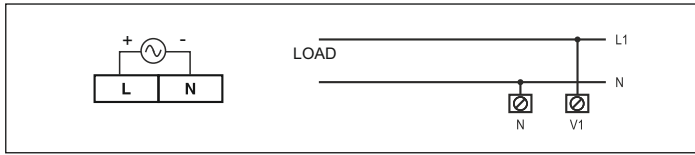
Mechanical Specifications

Mounting	Panel mount
Bezel size	96 mm x 96 mm
Overall depth	38 mm
Weight	155 gms
Torque at terminals	0.68 N-m to 0.79 N-m
Wire Gauge at terminals	20 to 14 AWG;75°C
Mounting position	Vertical

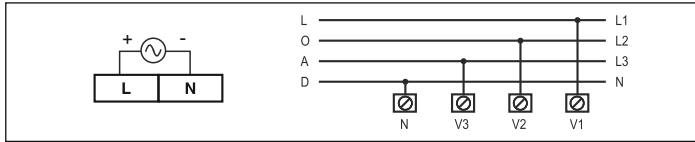
Dimensions



Terminal Connections



MV35-1-G



MV35-3-G

	Cable Size (AWG): 20 to 14 ; Tightening Torque (Lb-inch): 6.018 to 6.992
	Cable Size (mm ²): 0.5 to 2.5 ; Tightening Torque (N-m): 0.68 to 0.79

Compliance

Applicable EMI / EMC Standards		
Product Standard : IEC 61326-1		
Category		Standards Compliance
ESD Immunity	IEC 61000-4-2	Level IV (Air discharge : 8kV), (Contact Discharge : -4kV)
Surge Immunity	IEC 61000-4-5	+/- 2kV common mode, (Line to ground) +/- 1kV differential mode, (Line to Line)
Radiated Susceptibility	IEC 61000-4-3	Level II, 1.4GHz to 2GHz (3V/m) Level I, 2GHz to 2.7GHz (1V/m)
Conducted Susceptibility	IEC 61000-4-6	Level II (3V/m)
Voltage Dips and Interruptions	IEC 61000-4-11	Dips : 0% residual voltage / 1 cycle (Criteria B), 40% residual voltage / 1) cycles 50Hz / 12 cycles 60Hz (Criteria C) 70% residual voltage / 25 cycles 50Hz / 30 cycles 60Hz (Criteria C) Interruptions : 0% residual voltage / 250 cycles 50Hz / 300 cycles 60Hz (Criteria C)
Conducted Emission	CISPR-11	
Radiated Emission	CISPR-11	
Electrical Fast Transient	IEC 61000-4-4	Level III (2kV)

Ordering Information

Product Code	Supply Voltage	Certification
MV35-3-G-40/300V-CE	40-300V AC	CE
MV35-1-G-40/300V-CE	40-300V AC	CE