




DIN 70mm

Features :

- 3Ø True RMS (Voltage, Current)
- Plug-n-Wire, RJ45 Connector Current Input
- Energy (Active, Reactive)
- 3Ø Power (Active, Reactive, Apparent)
- Programmable CT Primary, PT Primary / Secondary
- Modbus RTU Communication (RS485)
- Single Pulse Output
- Max Demand power
- Self Powered

Certification : 

Display Specifications

Display	3 rows, LCD with Backlight
Digits	2 rows of 4 Digits, 1 row of 7 Digits
LED Indications	Integration of Energy

Input Specifications

Electrical Connection	3Ø - 4 wire, 1Ø - 2 wire
Input Voltage Range	60 to 300V AC (L - N) 104 to 520V AC (L - L)
Frequency	45 to 65Hz
Display Scrolling	Automatic / Manual
Power Consumption	8VA max
Display Reset	Programmable (For energy)
Resolution	For energy : 0.01k, 0.1k, 1k, 0.01M, 0.1M (depending upon CT ratio x PT ratio) For Power, Voltage, Current : Auto Resolution For Power Factor : 0.01
Accuracy	Voltage (L - N / L - L) : $\pm 0.5\%$ of F.S. Current : $\pm 0.5\%$ of F.S. Power Factor : ± 0.01 Frequency : ± 0.1 For L - N Voltage >20V For L - L Voltage >35V Power (Active, Reactive, Apparent) : ± 1 Energy (Active, Reactive) : ± 1
Memory Retention	10 years (For energy)
Measuring Parameters	Voltage (L - L / L - N) (Individual / Average), Current (Individual / Average), Frequency, Power Factor (Individual / Average), Active, Reactive & Apparent power (Individual / Total), Active and Reactive Energy, Demand (Max Active Power, Max Apparent Power)

Output Specifications

Pulse Output	Voltage Range : 24V DC max Current Capacity : 100mA max Pulse Duration : Selectable between 0.1 to 2.0 sec. Pulse Weight : Selectable between 0.01 to 9.99 kWh
Communication Interface and Protocol	RS485 and MODBUS RTU
Communication Address	1 to 255
Transmission Mode	Half duplex
Transmission Distance	500 meter maximum
Transmission Speed	300, 600, 1200, 2400, 4800, 9600, 19200 (in bps)
Parity	None, Odd, Even
Stop Bits	1 or 2
Response Time	100ms (max and independent of baud rate)

Auxiliary Supply Specifications

Supply Voltage	60 to 300V AC, 50 / 60Hz ($\pm 5\%$), Self Supplied (V1, N)
----------------	--

Settable Parameters

CT Primary	5A to 10kA (Programmable for any value)
CT Secondary	330mV
PT Primary	100V to 10kV (Programmable for any value)
PT Secondary	100V to 500V AC (L - L) (Programmable for any value)

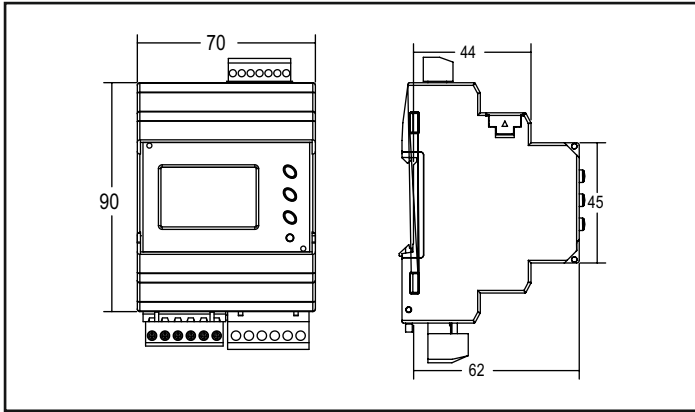
Environmental Specifications

Temperature	Operating Temperature : -10° to 55° C Storage Temperature : -20° to 75° C
Humidity (non - condensing)	Upto 85% RH

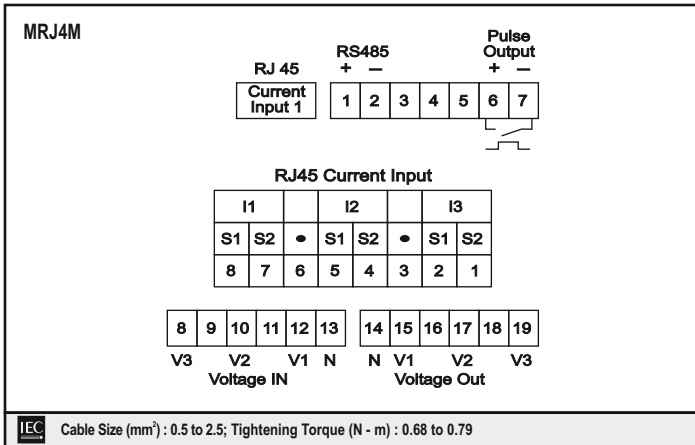
Mechanical Specifications

Mounting	Din Rail
Weight	191gms

Dimensions (All dimensions are in mm)



Terminal Connection



Compliance

Applicable EMI / EMC Standards		
Product Standard : IEC 61326 - 1		
Category		Standards Compliance
ESD Immunity	IEC 61000 - 4 - 2	Level IV (Air Discharge : 15kV), (Contact Discharge : -8kV)
Surge Immunity	IEC 61000 - 4 - 5	+ / - 2kV Common Mode, (Line to Ground) + / - 1kV Differential Mode, (Line to Line)
Radiated Susceptibility	IEC 61000 - 4 - 3	Level III, 80 to 1000MHz (10V / m) Level II, 1.4GHz to 2GHz (3V / m) Level I, 2GHz to 2.7GHz (1V / m)
Conducted Susceptibility	IEC 61000 - 4 - 6	Level II (3V / m)
Voltage Dips and Interruptions	IEC 61000 - 4 - 11	Dips : 0% residual voltage / 1 cycle (Criteria B), 40% residual voltage / 10 cycles 50Hz / 12 cycles 60Hz (Criteria C) 70% residual voltage / 25 cycles 50Hz / 30 cycles 60Hz (Criteria C) Interruptions : 0% residual voltage / 250 cycles 50Hz / 300 cycles 60Hz (Criteria C)
Conducted Emission	CISPR - 11	
Radiated Emission	CISPR - 11	
Electrical Fast Transient	IEC 61000 - 4 - 4	Level III (2kV)

Ordering Information

Product Code	Supply Voltage	Output		Certification
MRJ4M	Self Supplied (V1, N) 60 to 300V AC	Pulse Output	Comm. (RS485)	CE