



DIN 17.5mm

**Features :**

- ON delay / Interval
- Dual Supply Voltage
- LED Indications : Power ON, Relay ON
- Finger Safe Terminals

**Display Specifications**

LED Indications	Power ON, Relay ON
-----------------	--------------------

**Input Specifications**

Accuracy	Setting : $\pm 5\%$ of F.S. Repeat : $\pm 0.5\%$ or 50msec (F.S. = Full Scale)
----------	---

**Output Specifications**

Relay Contact	1 C/O SPDT
Contact Rating	5A @ 250V AC, 24V DC

**Functional Specifications**

Modes	ON delay / Interval
Time Ranges	0 - 3sec / min 0 - 10sec / min 0 - 30sec / min 0 - 60sec / min
Resolution	0.3sec
Reset	On power interruption Reset time < 100msec

**Auxiliary Supply Specifications**

Supply Voltage	230V AC (50 / 60Hz), 24V AC / DC
Power Consumption	6VA max

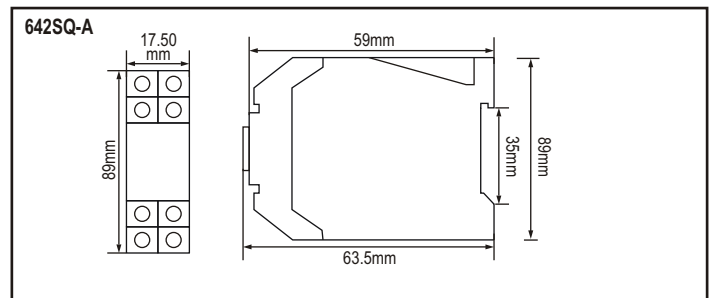
**Environmental Specifications**

Temperature	Operating : 0 to 50°C (32 to 122°F) Storage : -20 to 75°C (-4 to 167°F)
Humidity (non - condensing)	95% RH

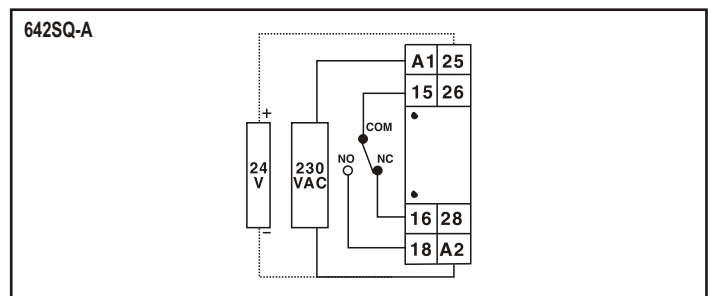
**Mechanical Specifications**

Mounting	DIN Rail Mount
Weight	115gms

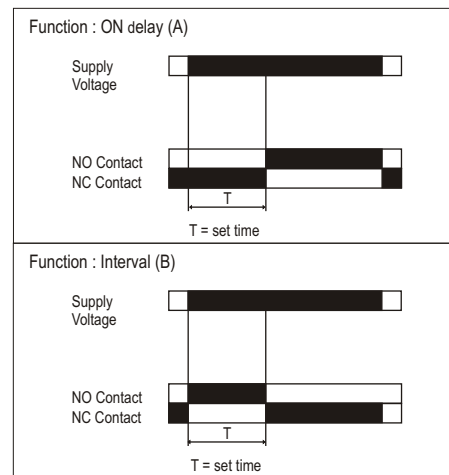
**Dimensions**



**Terminal Connections**



**Timing Diagram**



**Ordering Information**

Product Code	Supply Voltage
642SQ-A	230V AC, 24V AC / DC