



DIN 22.5mm

## Features :

- Lowest cost, Single Function
- LED Indications : Power ON, Relay ON
- Finger safe Terminals

### Display Specifications

LED Indications	Power ON, Relay ON
-----------------	--------------------

### Input Specifications

Accuracy	Setting : $\pm 5\%$ of full scale. Repeat : $\pm 0.5\%$ or 50msec
----------	--

### Output Specifications

Relay Contact	1 C/O SPDT
Contact Rating	5A @ 250V AC / 24V DC, resistive

### Functional Specifications

Modes	ON delay
Time Ranges	60sec
Reset	On power interruption Reset time < 100msec

### Auxiliary Supply Specifications

Supply Voltage	230V AC, 415V AC (50 / 60 Hz)
----------------	-------------------------------

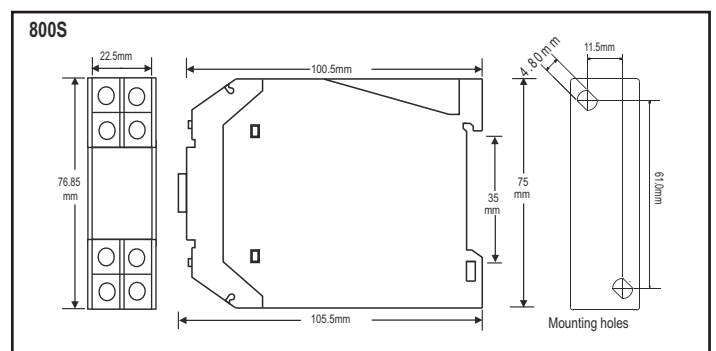
### Environmental Specifications

Temperature	Operating : 0 to 50°C Storage : -5 to 50°C
Humidity (non - condensing)	95% RH

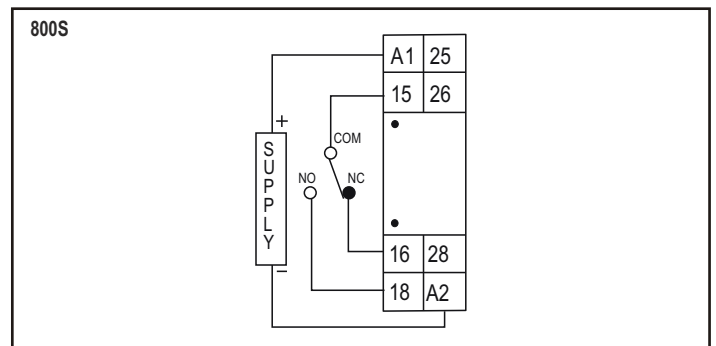
### Mechanical Specifications

Mounting	DIN Rail Mount
Weight	100gms

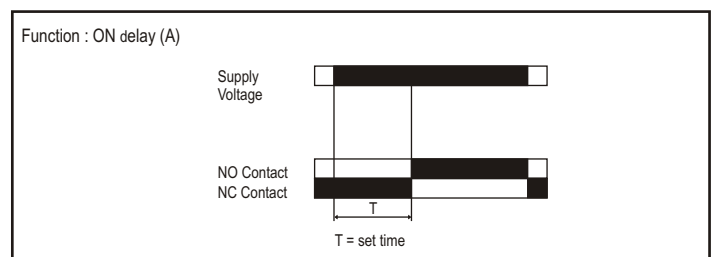
### Dimensions



### Terminal Connections



### Timing Diagram



### Ordering Information

Product Code	Supply Voltage
800S-1-ON-60S-230	230V AC
800S-1-ON-60S-415	415V AC