



DIN 22.5mm

Features :

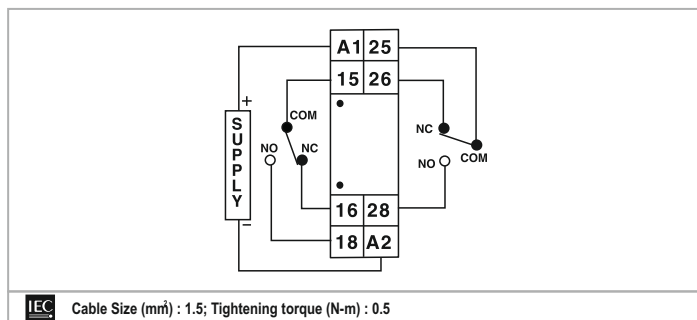
- ▶ Cyclic timer with unequal ON & OFF time
- ▶ 6 Time ranges
- ▶ Universal supply voltage
- ▶ LED Indications : Power ON, Relay ON
- ▶ Finger safe terminals

Certifications : CE

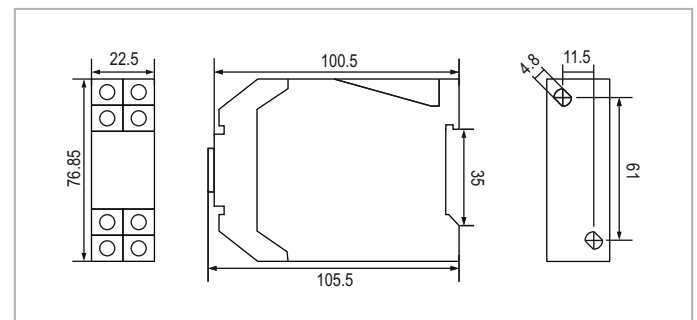
Technical specifications

Display specifications	
Display	Power ON, Relay ON
Input specifications	
Accuracy setting	±5% of F.S.
Repeat	± 0.5% or 50msec (F.S. = Full scale)
Output specifications	
Relay contact	2 C/O SPDT
Contact rating	5A @ 250V AC or 24V DC Resistive
Functional specification	
Modes	Asymmetrical cyclic ON first or OFF first
Time ranges	0 - 1sec / min / hr (ON Time), 0 - 10sec / min / hr (ON Time), 0 - 1sec / min / hr (OFF Time), 0 - 10sec / min / hr (OFF Time)
Resolution	0.1sec
Reset	ON power interruption, Reset time <100 msec
Auxiliary supply specifications	
Supply voltage	20 to 240V AC (50 / 60Hz), 18 to 240V DC
Power consumption	2VA max
Environmental specification	
Temperature operating	0 to 50°C (32 to 122°F)
Storage	-20 to 75°C (-4 to 167°F)
Humidity (Non - condensing)	95% RH
Mechanical Specifications	
Mounting	DIN rail
Weight	110gms

Terminal connections



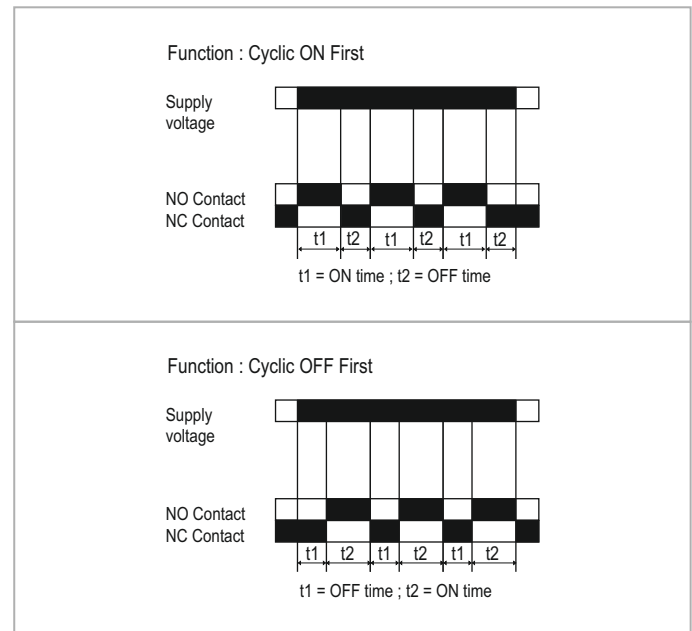
Dimensions (All are in mm)



Standards Compliance

Applicable EMI / EMC Standards		
Product Standard : IEC 61326-1		
Category	Reference standards	Testing level
Electrostatic discharge	IEC 61000-4-2	Level-3
Electrical fast transient / Brust	IEC 61000-4-4	Level-3
Electromagnetic field	IEC 61000-4-3	Level-3
Surge	IEC 61000-4-5	Level-3
Conducted RF	IEC 61000-4-6	Level-2
Rated power frequency	IEC 61000-4-8	Level-4
Voltage dip / Short interruptions	IEC 61000-4-11	Level-3
Conducted emissions	CISPR-11	Class-B
Rated emissions	CISPR-22	Class-A
Emission & Immunity	IEC 61326-1	
Safety	IEC 61010-1	
PFMF (Passing criteria)	IEC 61000-4-8	Class-A

Timing Diagram



Ordering information

Product code	Supply voltage	Certification
800XC	20 to 240V AC 18 to 240V DC	—
800XC-CU	20 to 240V AC 18 to 240V DC	